



**STATE OF IOWA  
FLOOD MITIGATION PROGRAM  
PROGRESS REPORT**

PERIOD COVERED BY THIS REPORT: 11/1/2016 to 4/30/2017  
 LOCAL CONTACT NAME: Mike Cherry  
 GOVERNMENTAL ENTITY: City of Waverly  
 ADDRESS: 200 1st Street NE  
 Waverly, Iowa 50677  
 TELEPHONE NUMBER: 319-352-9065  
 PROJECT TITLE: Waverly Flood Mitigation Project  
 AGREEMENT NUMBER: 2013-0  
 ACTIVITY COMPLETION TIMEFRAME: 12/4/2013 to 12/31/2016

	FEDERAL	LOCAL	STATE (STIF only)	TOTAL
TOTAL FUNDS APPROVED:	\$ 4,223,898	\$ 1,430,000	\$ 5,647,004	\$ 11,300,902
TOTAL FUNDS EXPENDED TO DATE:	\$ 4,247,759	\$ 3,568,548	\$ 5,647,004	\$ 13,463,311
<b>PROJECT OVERRUN/ (UNDERRUN):</b>	<b>\$ 23,861</b>	<b>\$ 2,138,548</b>	<b>\$ -</b>	<b>\$ 2,162,409</b>
The percentage of actual work that has been completed at the end of the reporting period (not a % of funds expended)				<b>100%</b>
The estimated cost of the project at completion (which may even exceed the awarded amount)				<b>\$ 13,463,311</b>

Type of Expense & Funding Source	Budget (from Application)	Federal/ Local/ State (STIF only)	Total Expended to Date	Remaining Balance
<b>Phase 1 (Cedar River)-Inflatable Dam</b>	\$ 4,223,898			
Design & Construction - EDA		Federal	\$ 3,167,923	
Design & Construction - CDBG		Federal	\$ 1,079,836	
Construction - Cash		Local	\$ 130,000	
<b>TOTAL</b>			\$ 4,377,759	\$ (153,861)
<b>Phase 2, Section A, Dry Run Creek(DRC)-Eng./Contractual Services</b>	\$ 190,004			
Eng. Design - G.O. Bonds		Local	\$ 309,400	
			\$ -	
<b>TOTAL</b>			\$ 309,400	\$ (119,396)
<b>Phase 2, Section A, (DRC)-Envir. &amp; Historic Preservation Reviews (EHP)</b>	\$ 10,000			
			\$ 10,000	
			\$ -	
<b>TOTAL</b>			\$ 10,000	\$ -
<b>Phase 2, Section A, (DRC)-Property Acquisition &amp; Easement</b>	\$ 20,000			
Various Properties - G.O. Bonds		Local	\$ 266,727	
			\$ -	
<b>TOTAL</b>			\$ 266,727	\$ (246,727)

<b>Phase 2, Section A, (DRC)-Construction</b>	\$ 1,240,000			
			\$ 1,544,423	
			\$ -	
<b>TOTAL</b>			\$ 1,544,423	\$ (304,423)
<b>Phase 2, Section A, (DRC)-Management Costs</b>	\$ 30,000			
City of Waverly - G.O. Bonds		Local	\$ 23,000	
			\$ -	
<b>TOTAL</b>			\$ 23,000	\$ 7,000
<b>Phase 2, Section A, (DRC) - Other</b>				
			\$ -	
			\$ -	
<b>TOTAL</b>			\$ -	\$ -
<b>Phase 2, Section B, (DRC)-Engineering/Contractual Services</b>	\$ 236,000			
Eng. Design - G.O. Bonds		Local	\$ 330,000	
			\$ -	
<b>TOTAL</b>			\$ 330,000	\$ (94,000)
<b>Phase 2, Section B, (DRC)-Envir. &amp; Historic Preservation Reviews (EHP)</b>	\$ 10,000			
			\$ 10,000	
			\$ -	
<b>TOTAL</b>			\$ 10,000	\$ -
<b>Phase 2, Section B, (DRC)-Property Acquisition &amp; Easement</b>	\$ 459,000			
Various Properties - G.O. Bonds		Local	\$ 406,441	
			\$ -	
<b>TOTAL</b>			\$ 406,441	\$ 52,559
<b>Phase 2, Section B, (DRC)-Construction</b>	\$ 1,540,000			
			\$ 1,647,000	
			\$ -	
<b>TOTAL</b>			\$ 1,647,000	\$ (107,000)
<b>Phase 2, Section B, (DRC)-Management Costs</b>	\$ 30,000			
City of Waverly - G.O. Bonds		Local	\$ 23,000	
			\$ -	
<b>TOTAL</b>			\$ 23,000	\$ 7,000
<b>Phase 2, Section B, (DRC)-Other</b>				
			\$ -	
			\$ -	
<b>TOTAL</b>			\$ -	\$ -
<b>Phase 2, Section C, (DRC)-Engineering/Contractual Services</b>	\$ 370,000			
Eng. Design - G.O. Bonds		Local	\$ 648,600	

			\$ -	
TOTAL			\$ 648,600	\$ (278,600)
<b>Phase 2, Section C, (DRC)-Property Acquisition &amp; Easement</b>		\$ 522,000		
Various Properties - G.O. Bonds			Local	\$ 596,961
				\$ -
TOTAL			\$ 596,961	\$ (74,961)
<b>Phase 2, Section C, (DRC)-Envir. &amp; Historic Preservation Reviews (EHP)</b>		\$ 10,000		
				\$ 10,000
				\$ -
TOTAL			\$ 10,000	\$ -
<b>Phase 2, Section C, (DRC)-Construction</b>		\$ 2,380,000		
				\$ 3,237,000
				\$ -
TOTAL			\$ 3,237,000	\$ (857,000)
<b>Phase 2, Section C, (DRC)-Management Costs</b>		\$ 30,000		
City of Waverly - G.O. Bonds			Local	\$ 23,000
				\$ -
TOTAL			\$ 23,000	\$ 7,000
<b>Phase 2, Section C, (DRC)-Other</b>				
				\$ -
				\$ -
TOTAL			\$ -	\$ -
<b>Total Project Budget Summary</b>		<b>\$ 11,300,902</b>		<b>\$ 13,463,311</b>
				<b>\$ (2,162,409)</b>

FUNDING SOURCE:	FEDERAL (from Application)	LOCAL (from Application)	STATE (STIF only) (from Application)	Total Expended to Date
Phase 1, Inflatable Dam				\$ -
Federal EDA	\$ 3,167,923			\$ 3,167,923.00
Federal CDBG	\$ 1,055,975			\$ 1,079,836.00
Phase 2 - Dry Run Creek				\$ -
G.O. Bond, Property Tax Abated		\$ 1,430,000		\$ 3,568,548.00
G.O. Bond, STIF Abated			\$ 5,647,004	\$ 5,647,004.00
Cash				\$ -
				\$ -
				\$ -
				\$ -
				\$ -
				\$ -
				\$ -
				\$ -
<b>Total Project Funding Source</b>	<b>\$ 4,223,898</b>	<b>\$ 1,430,000</b>	<b>\$ 5,647,004</b>	<b>\$ 13,463,311.00</b>

Indebtedness Incurred (Bonds, etc.)	Rate of Interest	Length of Term (start & end)	Costs of Issuance	Net Proceeds
<b>2014A G.O. Bonds</b>	2.27%	<b>2014-2029</b>	\$ 9,000	\$ 1,215,684
<b>2015B G.O. Bonds</b>	2.43%	<b>2016-2027</b>	\$ 49,970	\$ 7,925,000
	0.00%		\$ -	\$ -

NON-PUBLIC INVESTMENT - Entity	Total to Date
Fareway Store - Completed 2010	\$ 2,500,000
Water Street Grill - Completed 2010	\$ 200,000
St. Paul's Church & School - Completed 2015	\$ 3,800,000
<b>Total Non-Public Investment</b>	<b>\$ 6,500,000</b>

Project Status- entire project (Check One)	Description of significant activities this <b>semi-annual term</b> . Include comparison of actual accomplishments to the objectives identified in your application. Attach pictures and a narrative. Status changes or delays, please explain reason.
<input type="checkbox"/> On Schedule <input type="checkbox"/> Delayed <input type="checkbox"/> Canceled <input checked="" type="checkbox"/> Completed <input type="checkbox"/> Suspended	

Application Work Schedule (Milestones)			Milestone Status
#	Description:	Submitted Completion Date:	Actual Completion Date:
1	Phase 1-Waverly Inflatable Dam Project (Complete)	12/31/2012	1/16/2012
2	Phase 2-Dry Run Creek (DRC)-Prelim Design/Study (Complete)	12/31/2013	1/28/2013
3	DRC FEMA CLOMR	4/4/2014	12/19/2014
4	Phase 2 (DRC) - Permitting	4/4/2014	4/16/2015
5	Phase 2 (DRC) - Final Design	12/4/2014	1/6/2015
6	Phase 2 (DRC) - Property Acquisition	3/4/2015	1/14/2015
7	Section A (DRC) - Construction	12/4/2015	8/29/2016
8	Section B (DRC) - Construction	12/31/2016	8/29/2016
9	Section C (DRC) - Construction	12/31/2016	4/30/2016
10			
11			
12			
13			
14			
15			
16			
17			
18			
19			
20			


Person Completing this Report:

Mike Cherry

Date:

4/24/2017


I, the undersigned, hereby certify that the above information is accurate and true, and in accordance with the approved project plan and state and federal regulations and policies governing this award.




Mike Cherry- Director of Public Works & City Engineer

Signature of Authorized Representative or Governmental Entity

**Instructions to complete this form**

Areas shaded  are to be completed by State HSEMD Personnel.

Areas shaded  are to be completed by the governmental entity or authorized administrator.

**“Serving the Community Throughout the Seasons”**

# Waverly Flood Mitigation Improvements

## Inside This Report

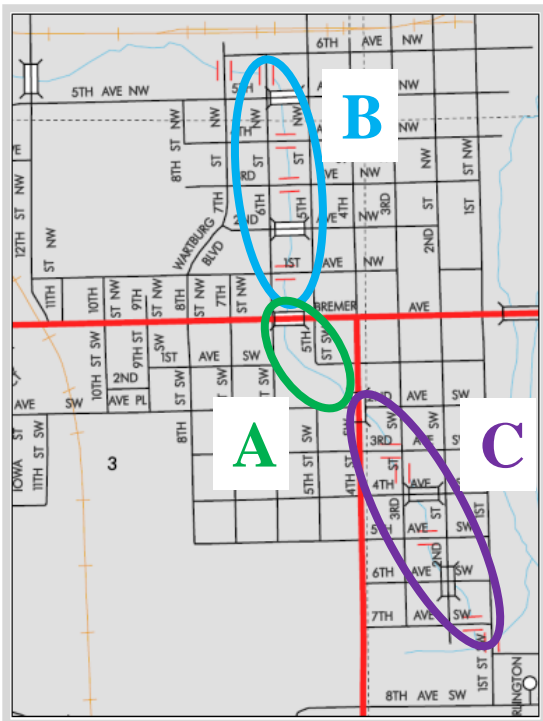

- ❖ Dry Run Creek Construction
  - 100% Complete
- ❖ Dry Run Creek Flood Mitigated

## Dry Run Creek Construction – 100% Complete!

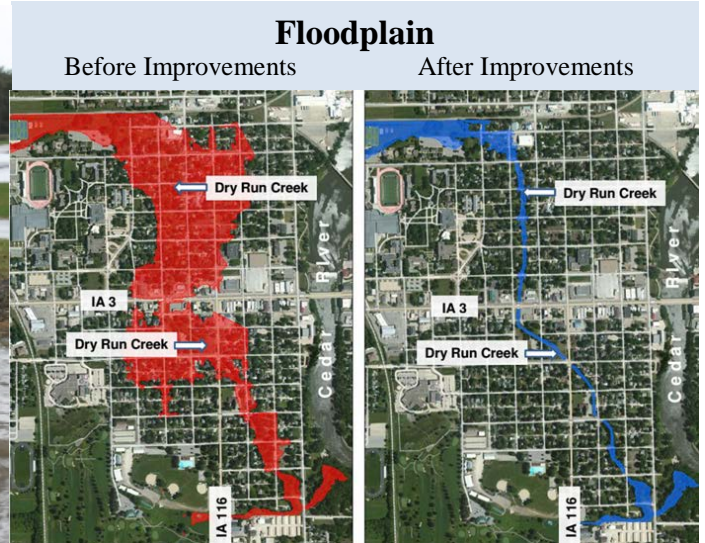
### Construction Schedule

The Dry Run Creek Improvements project was started in April 2015. Work was deemed substantially complete on August 29, 2016.

- Section A - 100% Complete
- Section B - 100% Complete
- Section C - 100% Complete



# Dry Run Creek Flood Mitigated



**Dry Run Creek** – The long-awaited Dry Run Creek Improvements project started in April 2015 and was completed in September 2016.

The FEMA floodplain in Waverly changed after the inflatable dam was built and is changing again now that the Dry Run Creek Improvements are complete. The Dry Run Creek project mitigates flooding that affected hundreds of residences and businesses in Waverly as seen in the mapping above.

**Proven Benefits** - On June 10 & 11, 2016, the City of Waverly experienced a significant rain event. Local residents reported 5 to 6 inches falling in 7 hours and a weather station indicated that half of the rainfall occurred in only 35 minutes. Based on estimated rainfall totals over 3 different durations, it appears that the rain event was at least a 50-year and possibly a 100-year occurrence. In June the drainage improvements on the Dry Run Creek were completed downstream of 5<sup>th</sup> Avenue NW and prevented significant flooding of this historic neighborhood.

**FEMA Flood Insurance Rate Map Changes** – In 2014 FEMA granted the City of Waverly a Conditional Letter of Map Revision (CLOMR), which means that FEMA approved the City’s proposed changes to the floodplain due to the improvements to the Dry Run Creek. The Dry Run Creek improvements are now completed and the City is applying for the official Letter of Map Revision (LOMR) from FEMA. This LOMR is anticipated to be granted in the fall of 2017 at which time flood insurance policies should be reviewed for possible reduction or elimination of flood insurance cost.

