



Iowa Department of Homeland Security and Emergency Management

Flood Recovery Fund Financial Summary
November 1, 2022 Through April 30, 2023

| Reference Number* | Recipient | Project Title | Funding Agreement Executed | Awarded | Requested & Paid | Balance |
|-------------------|--|--|----------------------------|----------------------|----------------------|---------------------|
| 2 | City of Hamburg | Hamburg 2019 Demolition, Land Acquisition, Housing Incentive | 10/21/2019 | \$432,987 | \$432,987 | \$ - |
| 3 | City of Fredonia | Fredonia 2019 Flood Mitigation Project | 10/21/2019 | \$135,550 | \$135,550 | \$ - |
| 4 | City of Hornick | Hornick 2019 Flood Mitigation Project | 11/4/2019 | \$2,071,708 | \$1,699,314 | \$ 372,395 |
| 5 | City of Hamburg | Hamburg Ditch 6 Levee Elevation | 10/21/2019 | \$6,288,161 | \$4,288,161 | \$ 2,000,000 |
| 6 | Mills (County) | Mills Co 2019 Acquisition/Demolition Local Match | 11/4/2019 | \$2,341,923 | \$2,237,305 | \$ 104,618 |
| 7 | City of Pacific Junction | Pacific Junction 2019 Acquisition/Demolition Local Match | 11/4/2019 | \$3,729,671 | \$3,049,405 | \$ 680,266 |
| 8 | City of Buffalo | Buffalo Elm Street Basin | 3/2/2020 | \$156,299 | \$156,299 | \$ - |
| 9 | City of Council Bluffs | Property Acquisition | 4/8/2020 | \$342,540 | \$302,540 | \$ 40,000 |
| 10 | Fensler Drainage District | Levee Improvements | 3/2/2020 | \$76,849 | \$76,849 | \$ - |
| 11 | Fremont (County) | Fremont County Property Acquisition | 3/2/2020 | \$15,954 | \$15,450 | \$ 504 |
| 12 | Fremont (County) | Recovery Match - Debris and Asphalt | 3/2/2020 | \$38,025 | \$38,025 | \$ - |
| 13 | Scott County EMA | Medical Center Utility Water Well | 3/2/2020 | \$417,375 | \$77,259 | \$ 340,116 |
| 14 | City of Hamburg | Hamburg Levee Drainage Pumps and Demo | 4/8/2020 | \$1,100,000 | \$394,354 | \$ 705,646 |
| 15 | Coulthard Levee District | Levee Improvements | 3/2/2020 | \$4,427,965 | \$1,613,408 | \$ 2,814,557 |
| 16 | L-594 - Pleasant Valley Levee District | Levee Improvements | 3/2/2020 | \$862,000 | \$785,999 | \$ 76,001 |
| 17 | Wabonsie Levee | Levee Improvements | 3/2/2020 | \$809,915 | \$741,090 | \$ 68,825 |
| 18 | L-601 Missouri River LB - Bartlett Segment | Levee Improvements | 3/2/2020 | \$925,836 | \$925,836 | \$ - |
| 19 | L-601 Missouri River LB - Miller Sturgeon | Levee Improvements | 3/2/2020 | \$359,767 | \$359,767 | \$ - |
| 20 | M & P Missouri River Levee District | Levee Improvements - Planning | 3/2/2020 | \$279,149 | \$279,149 | \$ - |
| 21 | M & P Missouri River Levee District | Levee Improvements | 3/2/2020 | \$2,236,146 | \$2,162,890 | \$ 73,256 |
| 22 | Mills-Fremont Drainage District | Levee Improvements | 3/2/2020 | \$1,515,103 | \$936,063 | \$ 579,040 |
| 23 | Lorimor Drainage District | Levee Improvements | 3/2/2020 | \$733,300 | \$386,589 | \$ 346,711 |
| 24 | Pony Creek Drainage District | Levee Improvements | 3/2/2020 | \$1,152,300 | \$1,048,573 | \$ 103,727 |
| 25 | New St. Mary's Drainage District | Levee Improvements | 3/2/2020 | \$291,657 | \$291,657 | \$ - |
| 26 | Plattville Drainage District | Levee Improvements | 3/2/2020 | \$600,773 | \$600,773 | \$ - |
| 27 | Honey Creek Drainage District #6 | Levee Improvements | 3/2/2020 | \$651,519 | \$651,519 | \$ - |
| 28 | Nobles Lake Drainage District | Levee Improvements | 3/2/2020 | \$51,090 | \$11,825 | \$ 39,265 |
| 29 | Pigeon Creek Drainage District #2 | Levee Improvements | 3/2/2020 | \$206,100 | \$206,100 | \$ - |
| 30 | Pigeon Creek Drainage District #8 | Levee Improvements | 3/2/2020 | \$8,400 | \$8,400 | \$ - |
| 31 | Sac Drainage District | Levee Improvements | 3/2/2020 | \$42,404 | \$42,404 | \$ - |
| 32 | Vanman Levee District | Levee Improvements | 3/2/2020 | \$3,369,107 | \$3,369,107 | \$ - |
| 33 | Watkins Drainage District | Levee Improvements | 3/2/2020 | \$333,614 | \$309,686 | \$ 23,929 |
| | | | | \$ 36,003,186 | \$ 27,634,332 | \$ 8,368,854 |

* Awards numbered 2 - 7 are supported by the appropriation authorized on May 8, 2019 by Senate File 638.
Awards numbered 8 - 33 are supported by the supplemental appropriation authorized on February 13, 2020 by Senate File 2144.



**STATE OF IOWA
FLOOD MITIGATION PROGRAM
FLOOD RECOVERY FUND PROGRESS REPORT**

| | | | |
|--------------------------------|---------------------------------------|----|------------|
| PERIOD COVERED BY THIS REPORT | 11/1/2022 | to | 4/30/2023 |
| LOCAL CONTACT NAME: | Scott Mitchell | | |
| GOVERNMENTAL ENTITY: | City of Hornick | | |
| ADDRESS: | 400 Main Street | | |
| | Hornick, IA 51026 | | |
| TELEPHONE NUMBER: | 712-251-3238 | | |
| PROJECT TITLE: | Hornick 2019 Flood Mitigation Project | | |
| AGREEMENT NUMBER: | 2019-FRF-0004 | | |
| ACTIVITY COMPLETION TIMEFRAME: | 9/16/2019 | to | 10/31/2023 |

| FLOOD RECOVERY FUNDS - Only | | TOTAL | |
|--|--|---------------------|---------------------|
| TOTAL FUNDS APPROVED: | | \$ 2,071,708 | \$ 2,071,708 |
| TOTAL FUNDS EXPENDED TO DATE: | | \$ 1,852,011 | \$ 1,852,011 |
| TOTAL BALANCE: | | \$ (219,697) | \$ (219,697) |
| The percentage of actual work that has been completed at the end of the reporting period (not a % of funds expended) | | 90% | |
| Anticipated Final Amount from only the Flood Recovery Fund (which may even exceed the awarded amount) | | \$ 2,085,032 | |

| Type of Expense | Budget | | Total Expended | Remaining |
|--|---------------------|--|---------------------|-------------------|
| FLOOD RECOVERY FUND - Only | Line Item Change | | to Date | Balance |
| Engineering/Contractual Services: | \$ 190,000 | | | |
| TOTAL | | | \$ 177,930 | \$ 12,070 |
| Construction: | \$ 1,721,708 | | | |
| TOTAL | | | \$ 1,629,629 | \$ 92,079 |
| Purchase of ROW: | \$ 160,000 | | | |
| TOTAL | | | \$ 44,452 | \$ 115,548 |
| Contingency (10%) | \$ - | | | |
| TOTAL | | | \$ - | \$ - |
| Total Project Budget Summary | \$ 2,071,708 | | \$ 1,852,011 | \$ 219,697 |

| FUNDING SOURCE: | FEDERAL (from Application) | STATE (from Application) | LOCAL (from Application) | Total Expended to Date |
|-------------------------------------|-------------------------------|-----------------------------|-----------------------------|---------------------------|
| Flood Recovery Fund | | \$ 2,071,708 | \$ - | \$ 1,699,313.50 |
| | | | | \$ - |
| Total Project Funding Source | \$ - | \$ 2,071,708 | \$ - | \$ 1,699,313.50 |

| | |
|--|---|
| Project Status- entire project (Check One) | Description of significant activities this semi-annual term . Include comparison of actual accomplishments to the objectives identified in your application. Attach pictures and a narrative. Status changes or delays, please explain reason. |
| <input checked="" type="checkbox"/> On Schedule <input type="checkbox"/> Delayed <input type="checkbox"/> Canceled <input type="checkbox"/> Completed <input type="checkbox"/> Suspended | Project is on schedule. Initial seeding has been performed; drainage ditch flood gates have been installed. Property acquisition and negotiations are still pending. |

| Application Work Schedule (Milestones) | | | Milestone Status |
|--|--------------------------------|----------------------------|-------------------------|
| # | Description: | Submitted Completion Date: | Actual Completion Date: |
| 1 | Funding | 9/16/2019 | 9/16/2019 |
| 2 | Final Design | 10/1/2021 | 2/14/2022 |
| 3 | Bid Letting | 11/1/2021 | 3/11/2022 |
| 4 | Ground breaking & Construction | 8/31/2023 | |
| 5 | Completion & Closeout | 10/31/2023 | |
| | | | |

Person Completing this Report: Lori J Teel

Date: 5/8/2023

I, the undersigned, hereby certify that the above information is accurate and true, and in accordance with the approved project plan and state and federal regulations and policies governing this award.

Signature on file

Signature of Authorized Representative or Governmental Entity

Scott Mitchell

Name of Authorized Representative or Governmental Entity

| | |
|---|---|
| <u>Instructions to complete this form</u> | |
| Areas shaded | are to be completed by State HSEMD Personnel. |
| Areas shaded | are to be completed by the governmental entity or authorized administrator. |



**STATE OF IOWA
FLOOD MITIGATION PROGRAM
FLOOD RECOVERY FUND PROGRESS REPORT**

PERIOD COVERED BY THIS REPORT 11/1/2022 to 4/30/2023
 LOCAL CONTACT NAME: Amanda Driever
 GOVERNMENTAL ENTITY: City of Hamburg
 ADDRESS: 1201 Main Street
 Hamburg, IA 51640
 TELEPHONE NUMBER: 712-382-1313 adriever.cityofhamburg@gmail.com
 PROJECT TITLE: Hamburg Ditch 6 Levee Elevation
 AGREEMENT NUMBER: 2019-FRF-0005
 ACTIVITY COMPLETION TIMEFRAME: 9/16/2019 to 12/31/2022

| FLOOD RECOVERY FUNDS - Only | | TOTAL | |
|--|--|-------------------------|--------------------------|
| TOTAL FUNDS APPROVED: | | \$ 6,288,161.32 | \$ 6,288,161.32 |
| TOTAL FUNDS EXPENDED TO DATE: | | \$ 4,572,061.32 | \$ 4,572,061.32 |
| TOTAL BALANCE: | | \$(1,716,100.00) | \$ (1,716,100.00) |
| The percentage of actual work that has been completed at the end of the reporting period (not a % of funds expended) | | 95% | |
| Anticipated Final Amount from only the Flood Recovery Fund (which may even exceed the awarded amount) | | \$ 6,337,606.32 | |

| Type of Expense | Budget (from Application) | Total Expended to Date | Remaining Balance |
|---|------------------------------|---------------------------|------------------------|
| FLOOD RECOVERY FUND - only | | | |
| Engineering, Design & Construction, PA Local Match, Fire Hall, HESCO Barrier/Storage, E&D Phase II Levee Elevation | \$ 6,288,161.32 | \$ 4,572,061 | |
| TOTAL | | \$ 4,572,061.32 | \$ 1,716,100.00 |
| Total Project Budget Summary | \$ 6,288,161.32 | \$ 4,572,061 | \$ 1,716,100.00 |

| FUNDING SOURCE: | FEDERAL (from Application) | STATE-FRF (from Application) | LOCAL (from Application) | Total Expended to Date |
|-------------------------------------|-------------------------------|---------------------------------|-----------------------------|---------------------------|
| Iowa Flood Recovery Fund | \$ - | \$ 6,288,161.32 | \$ - | \$ 4,572,061.32 |
| USEDA/USACE | \$ - | \$ - | \$ - | \$ - |
| Total Project Funding Source | \$ - | \$ 6,288,161.32 | \$ - | \$ 4,572,061.32 |

| | |
|--|---|
| Project Status- entire project (Check One) | Description of significant activities this bi-annual term . Include comparison of actual accomplishments to the objectives identified in your application. Attach pictures and a narrative. Status changes or delays, please explain reason. |
| <input checked="" type="checkbox"/> On Schedule <input type="checkbox"/> Delayed <input type="checkbox"/> Canceled <input type="checkbox"/> Completed <input type="checkbox"/> Suspended | Ditch 6 levee elevation construction progress continues and remains on track. Scope of work expansion to add eligible activities as well as extend period of performance approved by Flood Mitigation Board, grant agreement amendment executed. |

| Application Work Schedule (Milestones) | | | Milestone Status |
|--|---|----------------------------|-------------------------|
| # | Description: | Submitted Completion Date: | Actual Completion Date: |
| 1 | Secure Funding | 10/30/2020 | 9/16/2019 |
| 2 | Phase 1 - USACE final design | 8/1/2020 | 8/1/2020 |
| 3 | Phase 2 - USACE repair to elevation 911 | 2/28/2021 | 2/28/2021 |
| 4 | Phase 3 - Adding 8ft of dirt to Ditch 6 Levee (919) | 7/31/2021 | 7/31/2021 |
| 5 | Scope Expansion, Final Invoicing/Payment and Grant Closeout | 12/31/2022 | |

Person Completing this Report:

Amanda Driever

Date:

5/22/2023

I, the undersigned, hereby certify that the above information is accurate and true, and in accordance with the approved project plan and state and federal regulations and policies governing this award.

Signature on file

Signature of Authorized Representative or Governmental Entity

Amanda Driever

Name of Authorized Representative or Governmental Entity

Instructions to complete this form

Areas shaded  are to be completed by State HSEMD Personnel.

Areas shaded  are to be completed by the governmental entity or authorized administrator.



**STATE OF IOWA
FLOOD MITIGATION PROGRAM
FLOOD RECOVERY FUND PROGRESS REPORT**

| | | | |
|--------------------------------|---|----|-------------------------|
| PERIOD COVERED BY THIS REPORT | 11/1/2022 | to | 4/30/2023 |
| LOCAL CONTACT NAME: | Gabriel Barney | | |
| GOVERNMENTAL ENTITY: | Mills County | | |
| ADDRESS: | Courthouse - 418 Sharp Street Glenwood, IA 51534 | | |
| TELEPHONE NUMBER: | 712-527-3643 | | gbarney@millsctyema.org |
| PROJECT TITLE: | Mills County 2019 Flood Mitigation Project | | |
| AGREEMENT NUMBER: | 2019-FRF-0006 | | |
| ACTIVITY COMPLETION TIMEFRAME: | 9/16/2019 | to | 9/16/2022 |

| FLOOD RECOVERY FUNDS - Only | | TOTAL | |
|--|--|---------------------|---------------------|
| TOTAL FUNDS APPROVED: | | \$ 2,341,923 | \$ 2,341,923 |
| TOTAL FUNDS EXPENDED TO DATE: | | \$ 2,237,305 | \$ 2,237,305 |
| TOTAL BALANCE: | | \$ (104,618) | \$ (104,618) |
| The percentage of actual work that has been completed at the end of the reporting period (not a % of funds expended) | | | 95% |
| Anticipated Final Amount from only the Flood Recovery Fund (which may even exceed the awarded amount) | | \$ | 2,341,923 |

| Type of Expense | Budget (from Application) | Total Expended to Date | Remaining Balance |
|---|------------------------------|---------------------------|----------------------|
| Interim Mortgage Assistance: | \$ 148,000 | | |
| Flood Recovery Fund | | \$ 76,547 | |
| TOTAL | | \$ 76,547 | \$ 71,453 |
| Appraisals | \$ 37,050 | | |
| Flood Recovery Fund | | \$ 37,050 | |
| TOTAL | | \$ 37,050 | \$ - |
| Project Management & Admin Costs | \$ 44,352 | | |
| Flood Recovery Fund | | \$ 25,971 | |
| TOTAL | | \$ 25,971 | \$ 18,381 |
| Redevelopment | \$ 2,112,521 | | |
| Flood Recovery Fund | | \$ 2,097,737 | |
| TOTAL | | \$ 2,097,737 | \$ 14,784 |
| TOTAL | | \$ - | \$ - |

| | | | | |
|-------------------------------------|--------------------------------------|------------------------------------|------------------------------------|-------------------------------|
| Total Project Budget Summary | \$ 2,341,923 | | \$ 2,237,305 | \$ 104,618 |
| FUNDING SOURCE: | FEDERAL (from Application) | STATE (from Application) | LOCAL (from Application) | Total Expended to Date |
| Interim Mortgage Assistance | \$ - | \$ - | \$ 148,000 | \$ 76,547.00 |
| Appraisals | \$ 27,787 | \$ 3,705 | \$ 5,558 | \$ 37,050.00 |
| Redevelopment | \$ - | \$ - | \$ 2,112,521 | \$ 2,097,737.00 |
| Project Management & Admin Costs | \$ - | \$ - | \$ 44,352 | \$ 25,971.00 |
| | | | | |
| Total Project Funding Source | \$ 27,787 | \$ 3,705 | \$ 2,310,431 | \$ 2,237,305.00 |

| | |
|--|---|
| Project Status- entire project (Check One) | Description of significant activities this semi-annual term . Include comparison of actual accomplishments to the objectives identified in your application. Attach pictures and a narrative. Status changes or delays, please explain reason. |
| <input checked="" type="checkbox"/> On Schedule <input type="checkbox"/> Delayed <input type="checkbox"/> Canceled <input type="checkbox"/> Completed <input type="checkbox"/> Suspended | Buyouts- all buyouts and demo is completed. Broadband- underway. Waterline project has started. |

| Application Work Schedule (Milestones) | | | Milestone Status |
|---|--|----------------------------|-------------------------|
| # | Description: | Submitted Completion Date: | Actual Completion Date: |
| 1 | Receive Federal Grant Awards, Establish Grant Procedures | 11/16/2019 | 1/31/2021 |
| 2 | Redevelopment Activities | 1/16/2020 | |
| 3 | | | |
| 4 | | | |
| 5 | | | |
| 6 | | | |

Person Completing this Report:

Danielle Briggs, SWIPCO

Date:

5/11/2023

I, the undersigned, hereby certify that the above information is accurate and true, and in accordance with the approved project plan and state and federal regulations and policies governing this award.


Signature on file


Signature of Authorized Representative or Governmental Entity

Gabriel Barney

Name of Authorized Representative or Governmental Entity

Instructions to complete this form

Areas shaded  are to be completed by State HSEMD Personnel.

Areas shaded  are to be completed by the governmental entity or authorized administrator.



**STATE OF IOWA
FLOOD MITIGATION PROGRAM
FLOOD RECOVERY FUND PROGRESS REPORT**

| | | | |
|--------------------------------|--|----|------------|
| PERIOD COVERED BY THIS REPORT | 11/1/2022 | to | 4/30/2023 |
| LOCAL CONTACT NAME: | Korrena Nepl | | |
| GOVERNMENTAL ENTITY: | City of Pacific Junction | | |
| ADDRESS: | 407 Lincoln Ave, PO Box 127 | | |
| | Pacific Junction, IA 51561 | | |
| TELEPHONE NUMBER: | 712-622-8157 citypj2019@gmail.com | | |
| PROJECT TITLE: | Pacific Junction 2019 Flood Mitigation Project | | |
| AGREEMENT NUMBER: | 2019-FRF-0007 | | |
| ACTIVITY COMPLETION TIMEFRAME: | 12/4/2019 | to | 12/31/2022 |

| FLOOD RECOVERY FUNDS - Only | TOTAL |
|--|------------------------|
| TOTAL FUNDS APPROVED: | \$ 3,729,670.75 |
| TOTAL FUNDS EXPENDED TO DATE: | \$ 3,052,934.00 |
| TOTAL BALANCE: | \$ (676,736.75) |
| The percentage of actual work that has been completed at the end of the reporting period (not a % of funds expended) | 94% |
| Anticipated Final Amount from only the Flood Recovery Fund (which may even exceed the awarded amount) | \$ 3,729,671 |

| Type of Expense FLOOD RECOVERY FUND - Only | Budget (from Application) | Total Expended to Date | Remaining Balance |
|---|------------------------------|---------------------------|----------------------|
| Interim Mortgage Assistance | \$ 145,000 | | |
| Flood Recovery Fund | | \$ 264,371 | |
| (This was returned back to FRF from HMGP for IMA) | | \$ (137,347) | |
| TOTAL | | \$ 127,024 | \$ 17,976 |
| Appraisals | \$ 74,000.00 | | |
| Flood Recovery Fund | | \$ 74,000 | |
| This was Returned back to FRF from HMGP | | \$ (74,000) | |
| TOTAL | | \$ - | \$ 74,000.00 |
| Redevelopment | \$ 2,884,560.80 | | |
| Flood Recovery Fund | | \$ 2,859,619 | |
| (Actually purchased) | | \$ - | |
| TOTAL | | \$ 2,859,619 | \$ 24,941.80 |
| Project Management & Admin Costs | \$ 50,077.45 | | |
| Flood Recovery Fund | | \$ - | |
| (I have not put in for reimbursement on this yet) | | \$ - | |
| TOTAL | | \$ - | \$ 50,077.45 |
| Pubic Assistance Match | \$ 576,032.50 | | |
| Flood Recovery Fund | | \$ 66,291 | |
| | | \$ - | |
| TOTAL | | \$ 66,291 | \$ 509,741.50 |

| Total Project Budget Summary | \$ 3,729,670.75 | | \$ 3,052,934 | \$ 676,736.75 |
|-------------------------------------|-------------------------------|-----------------------------|-----------------------------|---------------------------|
| FUNDING SOURCE: | FEDERAL (from Application) | STATE (from Application) | LOCAL (from Application) | Total Expended to Date |
| Interim Mortgage Assistance | \$ - | \$ - | \$ 145,000.00 | \$ 127,024.00 |
| Appraisals | \$ 55,500.00 | \$ 7,400.00 | \$ 11,100.00 | \$ - |
| Redevelopment | | | \$ 2,884,560.80 | \$ 2,859,619.00 |
| Project Management & Admin Costs | \$ - | \$ - | \$ 50,077.45 | \$ - |
| Pubic Assistance Match | \$ - | \$ - | \$ 576,032.50 | \$ 66,291.00 |
| Total Project Funding Source | \$ 55,500.00 | \$ 7,400.00 | \$ 3,666,770.75 | \$ 3,052,934.00 |

| | |
|--|---|
| Project Status- entire project (Check One) | Description of significant activities this semi-annual term . Include comparison of actual accomplishments to the objectives identified in your application. Attach pictures and a narrative. Status changes or delays, please explain reason. |
| <input checked="" type="checkbox"/> On Schedule <input type="checkbox"/> Delayed <input type="checkbox"/> Canceled <input type="checkbox"/> Completed <input type="checkbox"/> Suspended | |

| Application Work Schedule (Milestones) | | | Milestone Status |
|--|--|----------------------------|-------------------------|
| # | Description: | Submitted Completion Date: | Actual Completion Date: |
| 1 | Receive Federal Grant Awards, Establish Grant Procedures | 11/16/2019 | 4/6/2020 |
| 2 | Present Purchase Offers, Acquire Properties | 6/16/2022 | 10/16/2022 |
| 3 | Asbestos Survey and Abatement | 6/16/2022 | 10/16/2022 |
| 4 | Demolition of Properties Acquired | 6/16/2022 | 10/16/2022 |
| 5 | Federal Grant Closeout | 9/16/2022 | |
| 6 | Redevelopment Activities | 1/16/2020 | TBD |

Person Completing this Report:

Korrena Neppl

Date:

5/15/2023

I, the undersigned, hereby certify that the above information is accurate and true, and in accordance with the approved project plan and state and federal regulations and policies governing this award.

Signature on file


Signature of Authorized Representative or Governmental Entity

Korrena Neppl

Name of Authorized Representative or Governmental Entity

Instructions to complete this form

Areas shaded  are to be completed by State HSEMD Personnel.

Areas shaded  are to be completed by the governmental entity or authorized administrator.



**STATE OF IOWA
FLOOD MITIGATION PROGRAM
FLOOD RECOVERY FUND PROGRESS REPORT**

PERIOD COVERED BY THIS REPORT: 11/1/2022 to 4/30/2023
 LOCAL CONTACT NAME: Courtney Harter
 GOVERNMENTAL ENTITY: City of Council Bluffs
 ADDRESS: 209 Pearl Street
 Council Bluffs, IA 51503
 TELEPHONE NUMBER: 712-890-5354 charter@councilbluffs-ia.gov
 PROJECT TITLE: Council Bluffs - Property Acquisition
 AGREEMENT NUMBER: 2019-FRF-0009
 ACTIVITY COMPLETION TIMEFRAME: 2/14/2020 to 4/30/2023

| FLOOD RECOVERY FUNDS - Only | | | TOTAL |
|--|--|------------|-------------------|
| TOTAL FUNDS APPROVED: | | \$ 342,540 | \$ 342,540 |
| TOTAL FUNDS EXPENDED TO DATE: | | \$ 342,540 | \$ 342,540 |
| TOTAL BALANCE: | | \$ - | \$ - |
| The percentage of actual work that has been completed at the end of the reporting period (not a % of funds expended) | | | 100% |
| Anticipated Final Amount from only the Flood Recovery Fund (which may even exceed the awarded amount) | | | \$ 342,540 |

| Type of Expense & Funding Source | Budget (from Application) | Total Expended to Date | Remaining Balance |
|-------------------------------------|------------------------------|---------------------------|----------------------|
| Flood Buyout Program | \$ 342,540 | | |
| Flood Recovery Fund | | \$ 342,540 | |
| | | \$ - | |
| TOTAL | | \$ 342,540 | \$ - |
| | \$ - | | |
| TOTAL | | \$ - | \$ - |
| Total Project Budget Summary | \$ 342,540 | \$ 342,540 | \$ - |

| FUNDING SOURCE: | FEDERAL (from Application) | STATE (from Application) | LOCAL (from Application) | Total Expended to Date |
|-------------------------------------|-------------------------------|-----------------------------|-----------------------------|---------------------------|
| Flood Recovery Fund | | \$ 342,540 | \$ 30,831 | \$ 373,371.00 |
| | | | | \$ - |
| | | | | \$ - |
| | | | | \$ - |
| | | | | \$ - |
| Total Project Funding Source | \$ - | \$ 342,540 | \$ 30,831 | \$ 373,371.00 |

| | |
|--|---|
| Project Status- entire project (Check One) | Description of significant activities this bi-annual term . Include comparison of actual accomplishments to the objectives identified in your application. Attach pictures and a narrative. Status changes or delays, please explain reason. |
| <input type="checkbox"/> On Schedule <input type="checkbox"/> Delayed <input type="checkbox"/> Canceled <input checked="" type="checkbox"/> Completed <input type="checkbox"/> Suspended | Project is complete. All units are demolished and vendor payments are complete. |

| Application Work Schedule (Milestones) | | | Milestone Status |
|--|----------------------------|----------------------------|-------------------------|
| # | Description: | Submitted Completion Date: | Actual Completion Date: |
| 1 | Award | 4/30/2020 | 2/14/2020 |
| 2 | Hire Flood Consulting Firm | 6/30/2020 | 6/15/2020 |
| 3 | Public Meeting | 6/30/2020 | 9/14/2020 |
| 4 | Appraisals | 12/31/2021 | 9/1/2020 |
| 5 | Property Closings | 10/31/2022 | 5/1/2021 |
| 6 | Demolition | 12/31/2022 | 10/30/2021 |
| 7 | Final Closeout | 4/30/2023 | 5/20/2022 |
| 8 | | | |
| 9 | | | |

Person Completing this Report:

Courtney Harter, HED Manager

Date:

5/26/2023

I, the undersigned, hereby certify that the above information is accurate and true, and in accordance with the approved project plan and state and federal regulations and policies governing this award.

Signature on file

Signature of Authorized Representative or Governmental Entity

Courtney Harter, HED Manager

Name of Authorized Representative or Governmental Entity

Instructions to complete this form

Areas shaded are to be completed by State HSEMD Personnel.

Areas shaded are to be completed by the governmental entity or authorized administrator.



**STATE OF IOWA
FLOOD MITIGATION PROGRAM
FLOOD RECOVERY FUND PROGRESS REPORT**

PERIOD COVERED BY THIS REPORT: 11/1/2022 to 4/30/2023
 LOCAL CONTACT NAME: Lyle McIntosh
 GOVERNMENTAL ENTITY: Fensler Drainage District
 ADDRESS: 31938 130th St
 Missouri Valley, IA 51555
 TELEPHONE NUMBER: 402-651-3884 brkfarmer1@aol.com
 PROJECT TITLE: Fensler Drainage District - Levee Improvements
 AGREEMENT NUMBER: 2019-FRF-0010
 ACTIVITY COMPLETION TIMEFRAME: 2/14/2020 to 12/31/2021

| FLOOD RECOVERY FUNDS - Only | TOTAL | |
|--|---------------------|--------------|
| TOTAL FUNDS APPROVED: | \$ 76,848.90 | \$ 76,848.90 |
| TOTAL FUNDS EXPENDED TO DATE: | \$ 76,848.90 | \$ 76,848.90 |
| TOTAL BALANCE: | \$ - | \$ - |
| The percentage of actual work that has been completed at the end of the reporting period (not a % of funds expended) | 100% | |
| Anticipated Final Amount from only the Flood Recovery Fund (which may even exceed the awarded amount) | \$ 76,848.90 | |

| Type of Expense FLOOD RECOVERY FUND - only | Budget (from Application) | Total Expended to Date | Remaining Balance |
|--|------------------------------|---------------------------|----------------------|
| Engineering & Legal | \$ 46,400.00 | | |
| Engineering & legal | | \$ 46,400.00 | |
| | | \$ - | |
| | | \$ - | |
| | | \$ - | |
| TOTAL | | \$ 46,400.00 | \$ - |
| Construction: | \$ 30,448.90 | | |
| Construction | | \$ 30,448.90 | |
| Non-FEMA Repairs | | \$ - | |
| | | \$ - | |
| | | \$ - | |
| TOTAL | | \$ 30,448.90 | \$ - |
| Total Project Budget Summary | \$ 76,848.90 | \$ 76,848.90 | \$ - |

| FUNDING SOURCE: | FEDERAL (from Application) | STATE (from Application) | STATE - FRF (from Application) | Total Expended to Date |
|-------------------------------------|-------------------------------|-----------------------------|-----------------------------------|---------------------------|
| Flood Recovery Fund | | | \$ 76,848.90 | \$ 76,848.90 |
| FEMA - Public Assistance | \$ 899,467.66 | | | \$ 242,414.57 |
| State - Local Match | | \$ 112,433.46 | | \$ - |
| Fensler DD | | | | \$ 152,074.77 |
| Total Project Funding Source | \$ 899,467.66 | \$ 112,433.46 | \$ 76,848.90 | \$ 471,338.24 |

| | | |
|--|-------------|---|
| Project Status- entire project (Check One) | | Description of significant activities this bi-annual term . Include comparison of actual accomplishments to the objectives identified in your application. Attach pictures and a narrative. Status changes or delays, please explain reason. |
| <input type="checkbox"/> | On Schedule | Initial Work on the Fensler is complete. There are some warranty items that will be addressed in the near future. A bank slide repaired during the work, failed shortly after repair and eneds to be re-repaired. |
| <input type="checkbox"/> | Delayed | |
| <input type="checkbox"/> | Canceled | |
| <input checked="" type="checkbox"/> | Completed | |
| <input type="checkbox"/> | Suspended | |

| Application Work Schedule (Milestones) | | | Milestone Status |
|--|--------------------|------------|------------------|
| # | Description: | Completion | Date: |
| 1 | Full scope of work | 12/31/2021 | 5/12/2021 |
| 2 | | | |
| 3 | | | |

Person Completing this Report: Jonathan P. Rosengren

Date: 5/10/2023

I, the undersigned, hereby certify that the above information is accurate and true, and in accordance with the approved project plan and state and federal regulations and policies governing this award.

Signature on file

Signature of Authorized Representative or Governmental Entity

Lyle McIntosh

Name of Authorized Representative or Governmental Entity

| Instructions to complete this form | |
|---|---|
| Areas shaded | are to be completed by State HSEMD Personnel. |
| Areas shaded | are to be completed by the governmental entity or authorized administrator. |



**STATE OF IOWA
FLOOD MITIGATION PROGRAM
FLOOD RECOVERY FUND PROGRESS REPORT**

PERIOD COVERED BY THIS REPORT 11/1/2022 to 4/30/2023
 LOCAL CONTACT NAME: Brian Payne
 GOVERNMENTAL ENTITY: Scott County EMA
 ADDRESS: 1100 E 46th Street
 Davenport, IA 52807
 TELEPHONE NUMBER: 563-484-3056
 PROJECT TITLE: Genesis Medical Center-East-Critical Utility Water Well
 AGREEMENT NUMBER: 2019-FRF-0013
 ACTIVITY COMPLETION TIMEFRAME: 2/14/2020 to 12/31/2023

| FLOOD RECOVERY FUNDS - Only | | TOTAL | |
|--|--|---------------------|---------------------|
| TOTAL FUNDS APPROVED: | | \$ 417,375 | \$ 417,375 |
| TOTAL FUNDS EXPENDED TO DATE: | | \$ 91,431 | \$ 91,431 |
| TOTAL BALANCE: | | \$ (325,944) | \$ (325,944) |
| The percentage of actual work that has been completed at the end of the reporting period (not a % of funds expended) | | 40% | |
| Anticipated Final Amount from only the Flood Recovery Fund (which may even exceed the awarded amount) | | \$ 417,375 | |

| Type of Expense | Budget (from Application) | Total Expended to Date | Remaining Balance |
|--|------------------------------|---------------------------|----------------------|
| Engineering/Contractual Services: | \$ 85,000 | | |
| IMEG Engineering & Design Services (75%) match | | \$ 91,431 | |
| | | \$ - | |
| TOTAL | | \$ 91,431 | \$ (6,431) |
| Construction | \$ 332,375 | | |
| | | \$ - | |
| | | \$ - | |
| TOTAL | | \$ - | \$ 332,375 |
| | | \$ - | |
| | | \$ - | |
| TOTAL | | \$ - | \$ - |
| Total Project Budget Summary | \$ 417,375 | \$ 91,431 | \$ 325,944 |

| FUNDING SOURCE: | FEDERAL (from Application) | STATE - FRF (from Application) | LOCAL (from Application) | Total Expended to Date |
|-------------------------------------|-------------------------------|-----------------------------------|-----------------------------|---------------------------|
| Flood Recovery Fund | \$ - | \$ 91,430.56 | \$ 30,476.85 | \$ 121,907.41 |
| | | | | \$ - |
| | | | | \$ - |
| | | | | \$ - |
| | | | | \$ - |
| Total Project Funding Source | \$ - | \$ 91,431 | \$ 30,477 | \$ 121,907.41 |

| | |
|--|--|
| Project Status- entire project (Check One) | Description of significant activities this bi-annual term . Include comparison of actual accomplishments to the objectives identified in your application. Attach pictures and a narrative. Status changes or delays, please explain reason. |
| <input checked="" type="checkbox"/> On Schedule <input type="checkbox"/> Delayed <input type="checkbox"/> Canceled <input type="checkbox"/> Completed <input type="checkbox"/> Suspended | <p>As stated previously, this project is progressing very slowly because of the received second bids. Due to the "inflated market," timeliness of procuring the materials to complete the total project, and increased funding needed to complete this project, our local team is pivoting to ensure this project can be completed.</p> <p>In April of 2023, after consulting with the Scott County Attorney, finance team, and EMA Commission, we amended our local contract to ensure this project was moved to completion. The addendum has been approved and signed in agreement with our local Partners, Iowa American Water and Genesis Health System. Now that it's been executed, Scott County EMA has contracted Iowa American Water & Genesis Health System to complete the sub-contracted work and reduce the project's overall costs. This addendum will allow our local partners to split the construction phase into individual projects to continue moving this project forward.</p> <p>While following state procurement guidelines, our locally contracted partners are working to move this project forward. In closing, all grant funds graciously provided by the Flood Mitigation Board will be expended before the end of this calendar year. However, it's unclear if the well will be drilled by the end of this year.</p> |

| Application Work Schedule (Milestones) | | | Milestone Status |
|--|--------------------------------------|----------------------------|-------------------------|
| # | Description: | Submitted Completion Date: | Actual Completion Date: |
| 1 | Award | 2/14/2020 | 2/17/2020 |
| 2 | Final Design, Permitting & Easements | 3/1/2022 | 12/8/2021 |
| 3 | Procurement for construction | 11/30/2023 | |
| 4 | Construction | 11/30/2023 | |
| 5 | Testing, Inspection & Acceptance | 12/30/2023 | |
| 6 | Project Closeout | 12/31/2023 | |
| 7 | | | |
| 14 | | | |

Person Completing this Report: Brian Payne

Date: 5/22/2023

I, the undersigned, hereby certify that the above information is accurate and true, and in accordance with the approved project plan and state and federal regulations and policies governing this award.


Signature on file


Signature of Authorized Representative or Governmental Entity

Scott County Emergency Management Agency

Name of Authorized Representative or Governmental Entity

Instructions to complete this form

Areas shaded  are to be completed by State HSEMD Personnel.

Areas shaded  are to be completed by the governmental entity or authorized administrator.



**STATE OF IOWA
FLOOD MITIGATION PROGRAM
FLOOD RECOVERY FUND PROGRESS REPORT**

| | | |
|--------------------------------|--|--------------|
| PERIOD COVERED BY THIS REPORT | 11/1/2022 | 4/30/2023 |
| LOCAL CONTACT NAME: | Amanda Driever | |
| GOVERNMENTAL ENTITY: | City of Hamburg | |
| ADDRESS: | 1201 Main St/PO Box 106 Hamburg, IA 51640 | |
| TELEPHONE NUMBER: | 712-382-1313 adriever.cityofhamburg@gmail.com | |
| PROJECT TITLE: | Hamburg Levee Drainage Pumps Demo-Recovery Match | |
| AGREEMENT NUMBER: | 2019-FRF-0014 | |
| ACTIVITY COMPLETION TIMEFRAME: | 2/14/2020 | to 6/13/2024 |

| FLOOD RECOVERY FUNDS - Only | TOTAL |
|--|---------------------|
| TOTAL FUNDS APPROVED: | \$ 1,100,000 |
| TOTAL FUNDS EXPENDED TO DATE: | \$ 395,137.35 |
| TOTAL BALANCE: | \$ 704,863 |
| The percentage of actual work that has been completed at the end of the reporting period (not a % of funds expended) | 50% |
| Anticipated Final Amount from only the Flood Recovery Fund (which may even exceed the awarded amount) | \$ 1,100,000 |

| Type of Expense | Budget (from Application) | Total Expended to Date | Remaining Balance |
|--|------------------------------|---------------------------|----------------------|
| Flood Recovery Fund | \$ 1,100,000 | | |
| Main Street Demolitions | | \$ 178,646.56 | |
| Scope of Work Expansion (Aerator, Generators, Demolitions, Sidewalks, Recycle Trailers, Development Incentive) | | \$ 216,490.79 | |
| Ditch 6 Levee Elevation (non-federal local match) | | | |
| Hamburg Pumping District | | | |
| TOTAL | | \$ 395,137.35 | \$ 704,862.65 |
| | \$ - | | |
| | | \$ - | |
| | | \$ - | |
| TOTAL | | \$ - | \$ - |
| Total Project Budget Summary | \$ 1,100,000 | \$ 395,137.35 | \$ 704,862.65 |

| FUNDING SOURCE: | FEDERAL (from Application) | STATE-FRF (from Application) | LOCAL (from Application) | Total Expended to Date |
|-------------------------------------|-------------------------------|---------------------------------|-----------------------------|---------------------------|
| Flood Recovery Fund | | \$ 1,100,000.00 | | \$ 395,137.35 |
| City of Hamburg | | | | \$ - |
| | | | | \$ - |
| | | | | \$ - |
| Total Project Funding Source | \$ - | \$ 1,100,000.00 | \$ - | \$ 395,137.35 |

| | |
|--|---|
| Project Status- entire project (Check One) | Description of significant activities this bi-annual term . Include comparison of actual accomplishments to the objectives identified in your application. Attach pictures and a narrative. Status changes or delays, please explain reason. |
| <input checked="" type="checkbox"/> On Schedule <input type="checkbox"/> Delayed <input type="checkbox"/> Canceled <input type="checkbox"/> Completed <input type="checkbox"/> Suspended | Main Street demolitions are complete. Scope of work expansion and period of performance extension approved by Flood Mitigation Board, grant agreement amendment executed. Expansion of eligible activities identified by the scope of work expansion are expected to account for award balance. |

| Application Work Schedule (Milestones) | | | Milestone Status |
|--|--|----------------------------|-------------------------|
| # | Description: | Submitted Completion Date: | Actual Completion Date: |
| 1 | Ditch 6 Levee Elevation to 919' | 7/31/2021 | |
| 2 | Main Street Demolitions | 8/31/2020 | 12/31/2020 |
| 3 | Pump Repair/Replacement | 3/31/2020 | |
| 4 | Aerator, Generators, Demolitions, Sidewalk, Recycle Trailer, Development Incentive | 12/31/2022 | |
| 5 | | | |

Person Completing this Report: Amanda Driever, City Clerk

Date: 5/22/2023

I, the undersigned, hereby certify that the above information is accurate and true, and in accordance with the approved project plan and state and federal regulations and policies governing this award.

Signature on file

Signature of Authorized Representative or Governmental Entity

Amanda Driever

Name of Authorized Representative or Governmental Entity

| Instructions to complete this form | |
|--|---|
| Areas shaded | are to be completed by State HSEMD Personnel. |
| Areas shaded | are to be completed by the governmental entity or authorized administrator. |



**STATE OF IOWA
FLOOD MITIGATION PROGRAM
FLOOD RECOVERY FUND PROGRESS REPORT**

PERIOD COVERED BY THIS REPORT 11/1/2022 to 4/30/2023
 LOCAL CONTACT NAME: Walter Utman
 GOVERNMENTAL ENTITY: Coulthard Levee District
 ADDRESS: 111 N 2nd Ave
 Logan, IA 51546
 TELEPHONE NUMBER: 402-651-3884 wutman@loganet.net
 PROJECT TITLE: Coulthard Levee District - Levee Improvements
 AGREEMENT NUMBER: 2019-FRF-0015
 ACTIVITY COMPLETION TIMEFRAME: 2/14/2020 to 4/30/2023

| FLOOD RECOVERY FUNDS - Only | TOTAL | |
|--|-----------------------|-----------------------|
| TOTAL FUNDS APPROVED: | \$ 4,427,965.00 | \$ 4,427,965.00 |
| TOTAL FUNDS EXPENDED TO DATE: | \$ 1,413,367.89 | \$ 1,413,367.89 |
| TOTAL BALANCE: | \$ (3,014,597) | \$ (3,014,597) |
| The percentage of actual work that has been completed at the end of the reporting period (not a % of funds expended) | | 3% |
| Anticipated Final Amount from only the Flood Recovery Fund (which may even exceed the awarded amount) | \$ | 4,427,965 |

| Type of Expense | Budget (from Application) | Total Expended to Date | Remaining Balance |
|---|------------------------------|---------------------------|------------------------|
| Flood Recovery Fund | \$ 4,427,965.00 | | |
| Land rights acquisition | | \$ 91,280.00 | |
| Construction | | \$ 501,500.16 | |
| Engineering | | \$ 364,415.53 | |
| Legal | | \$ 456,172.20 | |
| FWS Bond - Released back to District on Dec 6, 2022 | | | |
| TOTAL | | \$ 1,413,367.89 | \$ 3,014,597.11 |
| Rebuild Iowa Infrastructure Fund | \$ 2,001,017 | | |
| Engineering | | \$ 236,091.28 | |
| Land rights acquisition (Approved May 16, 2023) | | \$ 652,598.00 | |
| Construction (Through April 30,2023) | | \$ 196,123.16 | |
| TOTAL | | \$ 1,084,812.44 | \$ 916,204.56 |
| Total Project Budget Summary | \$ 6,428,982 | \$ 2,498,180.33 | \$ 3,930,801.67 |

| FUNDING SOURCE: | FEDERAL (from Application) | STATE (from Application) | LOCAL (from Application) | Total Expended to Date |
|-------------------------------------|-------------------------------|-----------------------------|-----------------------------|---------------------------|
| Flood Recovery Fund | | \$ 4,427,965 | | \$ 1,413,367.89 |
| Rebuild Iowa Infrastructure Fund | | \$ 2,001,017 | | \$ 1,084,812.44 |
| | | | | \$ - |
| | | | | \$ - |
| | | | | \$ - |
| | | | | \$ - |
| Total Project Funding Source | \$ - | \$ 6,428,982 | \$ - | \$ 2,498,180.33 |

| | |
|--|---|
| Project Status- entire project (Check One) | Description of significant activities this bi-annual term . Include comparison of actual accomplishments to the objectives identified in your application. Attach pictures and a narrative. Status changes or delays, please explain reason. |
| <input checked="" type="checkbox"/> On Schedule <input type="checkbox"/> Delayed <input type="checkbox"/> Canceled <input type="checkbox"/> Completed <input type="checkbox"/> Suspended | Permitting is underway, including wetland impacts delineation. Required Archeological Phase 1 Study is complete. Rights-of-Way Purchased May 16,2023. Import of fill is currently underway. |

| Application Work Schedule (Milestones) | | | Milestone Status |
|--|--|----------------------------|-------------------------|
| # | Description: | Submitted Completion Date: | Actual Completion Date: |
| 1 | FMB approved \$2,001,017 in RIIF funding | | 2/24/2022 |
| 2 | District Establishment | 11/30/2022 | |
| 3 | Permits Received | 7/1/2023 | |
| 4 | Construction Completion | 12/31/2023 | |
| | | | |

Person Completing this Report: Jonathan P. Rosengren

Date: 5/16/2023



I, the undersigned, hereby certify that the above information is accurate and true, and in accordance with the approved project plan and state and federal regulations and policies governing this award.

Signature on file

Signature of Authorized Representative or Governmental Entity

Walter Utman

Name of Authorized Representative or Governmental Entity

| Instructions to complete this form | |
|--|---|
| Areas shaded  | are to be completed by State HSEMD Personnel. |
| Areas shaded  | are to be completed by the governmental entity or authorized administrator. |



**STATE OF IOWA
FLOOD MITIGATION PROGRAM
FLOOD RECOVERY FUND PROGRESS REPORT**

PERIOD COVERED BY THIS REPORT: 11/1/2022 to 4/30/2023
 LOCAL CONTACT NAME: John Askew
 GOVERNMENTAL ENTITY: Pleasant Valley Levee District
 ADDRESS: 2219 160th Street
 Thurman, Iowa 51654
 TELEPHONE NUMBER: 712-574-3626 askew.john@gmail.com
 PROJECT TITLE: L-594 Pleasant Valley Levee District - Levee Improvements
 AGREEMENT NUMBER: 2019-FRF-0016
 ACTIVITY COMPLETION TIMEFRAME: 2/14/2020 to 6/30/2021

| FLOOD RECOVERY FUNDS - Only | | TOTAL | |
|--|------------------------------|---------------------------|----------------------|
| TOTAL FUNDS APPROVED: | \$ 862,000 | \$ | 862,000 |
| TOTAL FUNDS EXPENDED TO DATE: | \$ 785,999.00 | \$ | 785,999.00 |
| TOTAL BALANCE: | \$ (76,001) | \$ | (76,001) |
| The percentage of actual work that has been completed at the end of the reporting period (not a % of funds expended) | | | 100% |
| Anticipated Final Amount from only the Flood Recovery Fund (which may even exceed the awarded amount) | | \$ | 785,999.34 |
| Type of Expense | Budget (from Application) | Total Expended to Date | Remaining Balance |
| Flood Recovery Fund | \$ 862,000 | | |
| Construction | | \$ - | |
| Engineering | | \$ - | |
| Easements | | \$ 423,500 | |
| Fill and materials | | \$ 357,011 | |
| Repairs | | \$ 5,488 | |
| TOTAL | | \$ 785,999 | \$ 76,001 |
| | \$ - | | |
| | | \$ - | |
| | | \$ - | |
| TOTAL | | \$ - | \$ - |
| Total Project Budget Summary | \$ 862,000 | \$ 785,999 | \$ 76,001 |

| FUNDING SOURCE: | FEDERAL (from Application) | STATE - FRF (from Application) | LOCAL (from Application) | Total Expended to Date |
|-------------------------------------|-------------------------------|-----------------------------------|-----------------------------|---------------------------|
| USACE | \$ 45,000,000 | | | \$ 51,000,000.00 |
| Flood Recovery Fund | | \$ 862,000 | | \$ 785,999.34 |
| | | | | \$ - |
| | | | | \$ - |
| | | | | \$ - |
| Total Project Funding Source | \$ 45,000,000 | \$ 862,000 | \$ - | \$ 51,785,999.34 |

| | |
|--|---|
| Project Status- entire project (Check One) | Description of significant activities this bi-annual term . Include comparison of actual accomplishments to the objectives identified in your application. Attach pictures and a narrative. Status changes or delays, please explain reason. |
| <input type="checkbox"/> On Schedule <input type="checkbox"/> Delayed <input type="checkbox"/> Canceled <input checked="" type="checkbox"/> Completed <input type="checkbox"/> Suspended | |

| Application Work Schedule (Milestones) | | | Milestone Status |
|--|-----------------------------|----------------------------|-------------------------|
| # | Description: | Submitted Completion Date: | Actual Completion Date: |
| 1 | Emergency Consolidated Fill | 5/1/2020 | 5/1/2020 |
| 2 | Breach Repairs - Interim | 5/1/2020 | 5/1/2020 |
| 3 | Breach Repairs - Permanent | 12/31/2020 | 6/31/2021 |
| 4 | | | |
| 5 | | | |

Person Completing this Report: John B. Askew

Date: 5/1/2023

I, the undersigned, hereby certify that the above information is accurate and true, and in accordance with the approved project plan and state and federal regulations and policies governing this award.

Signature on file

Signature of Authorized Representative or Governmental Entity

John B. Askew

Name of Authorized Representative or Governmental Entity

| | |
|--|---|
| Instructions to complete this form | |
| Areas shaded | are to be completed by State HSEMD Personnel. |
| Areas shaded | are to be completed by the governmental entity or authorized administrator. |



**STATE OF IOWA
FLOOD MITIGATION PROGRAM
FLOOD RECOVERY FUND PROGRESS REPORT**

PERIOD COVERED BY THIS REPORT: 11/1/2022 to 4/30/2023
 LOCAL CONTACT NAME: Jim Shepherd
 GOVERNMENTAL ENTITY: Wabonsie Levee District
 ADDRESS: 1166 Bluff Rd
 Thurman, IA 51654
 TELEPHONE NUMBER: 712-350-1167 djshep1167@gmail.com
 PROJECT TITLE: L-601 Missouri River - Wabonsie Segment - Levee Improvements
 AGREEMENT NUMBER: 2019-FRF-0017
 ACTIVITY COMPLETION TIMEFRAME: 2/14/2020 to 12/31/2020

| FLOOD RECOVERY FUNDS - Only | TOTAL | |
|--|---------------------|--------------------|
| TOTAL FUNDS APPROVED: | \$ 809,915 | \$ 809,915 |
| TOTAL FUNDS EXPENDED TO DATE: | \$ 741,090 | \$ 741,090 |
| TOTAL BALANCE: | \$ (68,825) | \$ (68,825) |
| The percentage of actual work that has been completed at the end of the reporting period (not a % of funds expended) | 100% | |
| Anticipated Final Amount from only the Flood Recovery Fund (which may even exceed the awarded amount) | \$ 4,611,530 | |

| Type of Expense | Budget (from Application) | Total Expended to Date | Remaining Balance |
|-------------------------------------|------------------------------|---------------------------|----------------------|
| Flood Recovery Fund | \$ 809,915 | | |
| Construction | | \$ 741,090 | |
| Engineering | | \$ - | |
| Restoration and Repair | | | |
| TOTAL | | \$ 741,090 | \$ 68,825 |
| | \$ - | | |
| | | \$ - | |
| TOTAL | | \$ - | \$ - |
| Total Project Budget Summary | \$ 809,915 | \$ 741,090 | \$ 68,825 |

| FUNDING SOURCE: | FEDERAL (from Application) | STATE-FRF (from Application) | LOCAL (from Application) | Total Expended to Date |
|-------------------------------------|-------------------------------|---------------------------------|-----------------------------|---------------------------|
| Flood Recovery Fund | | \$ 809,915 | | \$ 741,090.00 |
| | | | | \$ - |
| | | | | \$ - |
| | | | | \$ - |
| Total Project Funding Source | \$ - | \$ 809,915 | \$ - | \$ 741,090.00 |

| | |
|--|---|
| Project Status- entire project (Check One) | Description of significant activities this bi-annual term . Include comparison of actual accomplishments to the objectives identified in your application. Attach pictures and a narrative. Status changes or delays, please explain reason. |
| <input type="checkbox"/> On Schedule <input type="checkbox"/> Delayed <input type="checkbox"/> Canceled <input checked="" type="checkbox"/> Completed <input type="checkbox"/> Suspended | This project includes temporarily closing of the 3 levy breeches before the 2020 spring thaw. |

| Application Work Schedule (Milestones) | | | Milestone Status |
|--|----------------------------------|----------------------------|-------------------------|
| # | Description: | Submitted Completion Date: | Actual Completion Date: |
| 1 | Temporary breach repair complete | | 11/1/2020 |
| 2 | | | |
| 3 | | | |
| 4 | | | |
| 5 | | | |
| 6 | | | |

Person Completing this Report: Jim Shepherd

Date:

I, the undersigned, hereby certify that the above information is accurate and true, and in accordance with the approved project plan and state and federal regulations and policies governing this award.

Jim Shepherd

Signature of Authorized Representative or Governmental Entity

Jim Shepherd

Name of Authorized Representative or Governmental Entity

| Instructions to complete this form | |
|---|---|
| Areas shaded | are to be completed by State HSEMD Personnel. |
| Areas shaded | are to be completed by the governmental entity or authorized administrator. |



**STATE OF IOWA
FLOOD MITIGATION PROGRAM
FLOOD RECOVERY FUND PROGRESS REPORT**

PERIOD COVERED BY THIS REPORT: 11/1/2022 to 4/30/2023
 LOCAL CONTACT NAME: Chris Dashner
 GOVERNMENTAL ENTITY: Missouri River LB-Bartlett Segment
 ADDRESS: 310 10th Street
 Glenwood, IA 51534
 TELEPHONE NUMBER: 712-527-0158 dashnerc@gmail.com JakeZ@olmstedperry.com
 PROJECT TITLE: L-601 Missouri River LB - Bartlett Segment - Levee Improvements
 AGREEMENT NUMBER: 2019-FRF-0018
 ACTIVITY COMPLETION TIMEFRAME: 2/14/2020 to 1/31/2022

| FLOOD RECOVERY FUNDS - Only | TOTAL | |
|--|---------------------|---------------------|
| TOTAL FUNDS APPROVED: | \$ 925,836.20 | \$ 925,836.20 |
| TOTAL FUNDS EXPENDED TO DATE: | \$ 987,457 | \$ 987,457 |
| TOTAL BALANCE: | \$ 61,620.82 | \$ 61,620.82 |
| The percentage of actual work that has been completed at the end of the reporting period (not a % of funds expended) | 100% | |
| Anticipated Final Amount from only the Flood Recovery Fund (which may even exceed the awarded amount) | \$ 987,457 | |

| Type of Expense FLOOD RECOVERY FUND - only | Budget (from Application) | Total Expended to Date | Remaining Balance |
|---|------------------------------|---------------------------|-----------------------|
| Flood Recovery Fund | \$ 925,836.20 | | |
| Debris Removal | | \$ 270,125 | |
| Construction and repair | | \$ 56,667 | |
| Replacement materials | | \$ 572,815 | |
| Removal of pumping station | | \$ 10,000 | |
| Engineering | | \$ 77,850 | |
| TOTAL | | \$ 987,457 | \$ (61,620.82) |
| | \$ - | | |
| | | \$ - | |
| TOTAL | | \$ - | \$ - |
| Total Project Budget Summary | \$ 925,836.20 | \$ 987,457 | \$ (61,620.82) |

| FUNDING SOURCE: | FEDERAL (from Application) | STATE (from Application) | LOCAL (from Application) | Total Expended to Date |
|-------------------------------------|-------------------------------|-----------------------------|-----------------------------|---------------------------|
| Flood Recovery Fund | | | | \$ 925,836.20 |
| Bartlett Segment DD | | | | \$ 61,620.82 |
| | | | | \$ - |
| | | | | \$ - |
| | | | | \$ - |
| | | | | \$ - |
| Total Project Funding Source | \$ - | \$ - | \$ - | \$ 987,457.02 |

| | |
|--|---|
| Project Status- entire project (Check One) | Description of significant activities this bi-annual term . Include comparison of actual accomplishments to the objectives identified in your application. Attach pictures and a narrative. Status changes or delays, please explain reason. |
| <input type="checkbox"/> On Schedule <input type="checkbox"/> Delayed <input type="checkbox"/> Canceled <input checked="" type="checkbox"/> Completed <input type="checkbox"/> Suspended | All flood related work has been completed as of June 5, 2020. |

| Application Work Schedule (Milestones) | | | Milestone Status |
|--|---|----------------------------|-------------------------|
| # | Description: | Submitted Completion Date: | Actual Completion Date: |
| 1 | Debris removal, replacement of infrastructure | 5/1/2020 | 6/5/2020 |
| 2 | | | |
| 3 | | | |
| 4 | | | |

Person Completing this Report: Jacob F. Zimmerer, PE

Date: 5/16/2023

I, the undersigned, hereby certify that the above information is accurate and true, and in accordance with the approved project plan and state and federal regulations and policies governing this award.

Signature on file

Signature of Authorized Representative or Governmental Entity

Chris Dashner

Name of Authorized Representative or Governmental Entity

| |
|--|
| Instructions to complete this form |
| Areas shaded are to be completed by State HSEMD Personnel. |
| Areas shaded are to be completed by the governmental entity or authorized administrator. |



**STATE OF IOWA
FLOOD MITIGATION PROGRAM
FLOOD RECOVERY FUND PROGRESS REPORT**

PERIOD COVERED BY THIS REPORT: 11/1/2022 to 4/30/2023
 LOCAL CONTACT NAME: Don Gross
 GOVERNMENTAL ENTITY: M&P Missouri River Levee District
 ADDRESS: 2222 Cumming Street
 Omaha, NE 68102
 TELEPHONE NUMBER: 402-444-6866 ext 230 dgross@mapacog.org JakeZ@olmstedperry.com
 PROJECT TITLE: M&P Missouri River Levee District - Planning - Levee Improvements
 AGREEMENT NUMBER: 2019-FRF-0020
 ACTIVITY COMPLETION TIMEFRAME: 2/14/2020 to 3/30/2023

| FLOOD RECOVERY FUNDS - Only | TOTAL | |
|--|-------------------|-------------|
| TOTAL FUNDS APPROVED: | \$ 279,149 | \$ 279,149 |
| TOTAL FUNDS EXPENDED TO DATE: | \$ 279,149 | \$ 279,149 |
| TOTAL BALANCE: | \$ - | \$ - |
| The percentage of actual work that has been completed at the end of the reporting period (not a % of funds expended) | 93% | |
| Anticipated Final Amount from only the Flood Recovery Fund (which may even exceed the awarded amount) | \$ 279,147 | |

| Type of Expense | Budget (from Application) | Total Expended to Date | Remaining Balance |
|-------------------------------------|------------------------------|---------------------------|----------------------|
| FLOOD RECOVERY FUND - only | | | |
| Flood Recovery Fund | \$ 279,149 | | |
| Engineering Investigative Phase | | | |
| Engineering Design and Permitting | | \$ - | |
| Legal/Administrative Costs | | \$ - | |
| TOTAL | | \$ - | \$ 279,149 |
| | \$ - | | |
| | | \$ - | |
| TOTAL | | \$ - | \$ - |
| Total Project Budget Summary | \$ 279,149 | \$ - | \$ 279,149 |

| FUNDING SOURCE: | FEDERAL (from Application) | STATE (from Application) | LOCAL (from Application) | Total Expended to Date |
|-------------------------------------|-------------------------------|-----------------------------|-----------------------------|---------------------------|
| Flood Recovery Fund | | | | \$ 279,149.00 |
| EDA | | | | \$ 969,727.52 |
| M&P Levee District | | | | \$ - |
| | | | | \$ - |
| | | | | \$ - |
| Total Project Funding Source | \$ - | \$ - | \$ - | \$ 1,248,876.52 |

| | |
|--|---|
| Project Status- entire project (Check One) | Description of significant activities this bi-annual term . Include comparison of actual accomplishments to the objectives identified in your application. Attach pictures and a narrative. Status changes or delays, please explain reason. |
| <input type="checkbox"/> On Schedule <input checked="" type="checkbox"/> Delayed <input type="checkbox"/> Canceled <input type="checkbox"/> Completed <input type="checkbox"/> Suspended | Work continues on the investigative and planning stage of the levee accreditation study. |

| Application Work Schedule (Milestones) | | | Milestone Status |
|--|---------------------------------------|----------------------------|-------------------------|
| # | Description: | Submitted Completion Date: | Actual Completion Date: |
| 1 | Contract Awarded | 4/1/2020 | 4/1/2020 |
| 2 | Procurement for Engineer | 6/15/2020 | 8/20/2020 |
| 3 | Engineering Contract | 6/30/2020 | 11/3/2020 |
| 4 | Engineering Investigative Phase | 6/30/2021 | |
| 5 | Engineering Design and Implementation | 12/31/2022 | |
| 6 | | | |
| 7 | | | |
| 8 | | | |

Person Completing this Report:

Jacob F. Zimmerer, PE

Date:

6/5/2023

I, the undersigned, hereby certify that the above information is accurate and true, and in accordance with the approved project plan and state and federal regulations and policies governing this award.

Signature on file

Signature of Authorized Representative or Governmental Entity

Don Gross

Name of Authorized Representative or Governmental Entity

Instructions to complete this form

Areas shaded are to be completed by State HSEMD Personnel.

Areas shaded are to be completed by the governmental entity or authorized administrator.



**STATE OF IOWA
FLOOD MITIGATION PROGRAM
FLOOD RECOVERY FUND PROGRESS REPORT**

PERIOD COVERED BY THIS REPORT: 11/1/2022 to 4/30/2023
 LOCAL CONTACT NAME: John Poore
 GOVERNMENTAL ENTITY: M&P Missouri River Levee District
 ADDRESS: 17628 Allis Road
 Council Bluffs, IA 51503
 TELEPHONE NUMBER: 402-306-6895 johnrpoore@msn.com JakeZ@olmstedperry.com
 PROJECT TITLE: M&P Missouri River Levee District - Levee Improvements
 AGREEMENT NUMBER: 2019-FRF-0021
 ACTIVITY COMPLETION TIMEFRAME: 2/14/2020 to 1/31/2022

| FLOOD RECOVERY FUNDS - Only | | TOTAL |
|--|-----------------|---------------------|
| TOTAL FUNDS APPROVED: | \$ 2,236,146.24 | \$ 2,236,146.24 |
| TOTAL FUNDS EXPENDED TO DATE: | \$ 2,236,146.24 | \$ 2,236,146.24 |
| TOTAL BALANCE: | \$ - | \$ - |
| The percentage of actual work that has been completed at the end of the reporting period (not a % of funds expended) | | 100% |
| Anticipated Final Amount from only the Flood Recovery Fund (which may even exceed the awarded amount) | \$ | 2,236,146.24 |

| Type of Expense FLOOD RECOVERY FUND - only | Budget (from Application) | Total Expended to Date | Remaining Balance |
|---|------------------------------|---------------------------|------------------------|
| Flood Recovery Fund | \$ 2,236,146.24 | | |
| Debris and silt removal replacement | | \$ 791,089.00 | |
| Fill material | | \$ 1,709,474.00 | |
| Construction and Levee Repairs | | | |
| Engineering | | \$ 68,825.00 | |
| Emergency Work | | \$ 10,390.00 | |
| Administrative Costs | | \$ - | |
| TOTAL | | \$ 2,579,778.00 | \$ (343,631.76) |
| | \$ - | | |
| | | \$ - | |
| | | \$ - | |
| TOTAL | | \$ - | \$ - |
| Total Project Budget Summary | \$ 2,236,146.24 | \$ 2,579,778.00 | \$ (343,631.76) |

| FUNDING SOURCE: | FEDERAL (from Application) | STATE (from Application) | LOCAL (from Application) | Total Expended to Date |
|-------------------------------------|-------------------------------|-----------------------------|-----------------------------|---------------------------|
| Flood Recovery Fund | | | | \$ 2,236,146.24 |
| M&P DD | | | | \$ 343,631.76 |
| | | | | \$ - |
| | | | | \$ - |
| | | | | \$ - |
| Total Project Funding Source | \$ - | \$ - | \$ - | \$ 2,579,778.00 |

| | |
|--|---|
| Project Status- entire project (Check One) | Description of significant activities this bi-annual term . Include comparison of actual accomplishments to the objectives identified in your application. Attach pictures and a narrative. Status changes or delays, please explain reason. |
| <input type="checkbox"/> On Schedule <input type="checkbox"/> Delayed <input type="checkbox"/> Canceled <input checked="" type="checkbox"/> Completed <input type="checkbox"/> Suspended | All work completed. |

| Application Work Schedule (Milestones) | | | Milestone Status |
|--|-------------------------|----------------------------|-------------------------|
| # | Description: | Submitted Completion Date: | Actual Completion Date: |
| 1 | Debris and silt removal | 5/1/2020 | 6/19/2020 |
| 2 | | | |
| 3 | | | |
| 4 | | | |
| 5 | | | |

Person Completing this Report: Jacob F. Zimmerer, PE

Date: 5/18/2023

I, the undersigned, hereby certify that the above information is accurate and true, and in accordance with the approved project plan and state and federal regulations and policies governing this award.

Signature on file

Signature of Authorized Representative or Governmental Entity

John Poore

Name of Authorized Representative or Governmental Entity

| |
|---|
| Instructions to complete this form |
| <p>Areas shaded are to be completed by State HSEMD Personnel.</p> <p>Areas shaded are to be completed by the governmental entity or authorized administrator.</p> |



**STATE OF IOWA
FLOOD MITIGATION PROGRAM
FLOOD RECOVERY FUND PROGRESS REPORT**

PERIOD COVERED BY THIS REPORT: 11/1/2022 to 4/30/2023
 LOCAL CONTACT NAME: Jerry Martin
 GOVERNMENTAL ENTITY: Mills-Fremont Drainage District
 ADDRESS: PO Box 236
 Tabor, IA 51653
 TELEPHONE NUMBER: 712-880-0057 agproplus@wildblue.net JakeZ@olmstedperry.com
 PROJECT TITLE: Mills-Fremont Drainage District - Levee Improvements
 AGREEMENT NUMBER: 2019-FRF-0022
 ACTIVITY COMPLETION TIMEFRAME: 2/14/2020 to 12/31/2022

| FLOOD RECOVERY FUNDS - Only | TOTAL | |
|--|---------------------|---------------------|
| TOTAL FUNDS APPROVED: | \$ 1,515,103 | \$ 1,515,103 |
| TOTAL FUNDS EXPENDED TO DATE: | \$ 1,072,392 | \$ 1,072,392 |
| TOTAL BALANCE: | \$ (442,711) | \$ (442,711) |
| The percentage of actual work that has been completed at the end of the reporting period (not a % of funds expended) | 55% | |
| Anticipated Final Amount from only the Flood Recovery Fund (which may even exceed the awarded amount) | \$ | - |

| Type of Expense FLOOD RECOVERY FUND - only | Budget (from Application) | Total Expended to Date | Remaining Balance |
|--|------------------------------|---------------------------|----------------------|
| Flood Recovery Fund | \$ 1,515,103 | | |
| Debris removal | | \$ - | |
| Construction and repair | | \$ 851,063 | |
| Replacement materials | | \$ - | |
| Replacement of pumping station | | \$ 98,328 | |
| Engineering | | \$ 123,001 | |
| TOTAL | | \$ 1,072,392 | \$ 442,711 |
| | \$ - | | |
| | | \$ - | |
| TOTAL | | \$ - | \$ - |
| Total Project Budget Summary | \$ 1,515,103 | \$ 1,072,392 | \$ 442,711 |

| FUNDING SOURCE: | FEDERAL (from Application) | STATE (from Application) | LOCAL (from Application) | Total Expended to Date |
|-------------------------------------|-------------------------------|-----------------------------|-----------------------------|---------------------------|
| Flood Recovery Fund | | | | \$ 1,072,392.00 |
| | | | | \$ - |
| | | | | \$ - |
| | | | | \$ - |
| | | | | \$ - |
| | | | | \$ - |
| Total Project Funding Source | \$ - | \$ - | \$ - | \$ 1,072,392.00 |

| | |
|--|---|
| Project Status- entire project (Check One) | Description of significant activities this bi-annual term . Include comparison of actual accomplishments to the objectives identified in your application. Attach pictures and a narrative. Status changes or delays, please explain reason. |
| <input type="checkbox"/> On Schedule <input checked="" type="checkbox"/> Delayed <input type="checkbox"/> Canceled <input type="checkbox"/> Completed <input type="checkbox"/> Suspended | Pumping station portion of project is delayed due to FEMA scope change issues. |

| Application Work Schedule (Milestones) | | | Milestone Status |
|--|-------------------------------|----------------------------|-------------------------|
| # | Description: | Submitted Completion Date: | Actual Completion Date: |
| 1 | Debris removal | 6/1/2020 | 6/5/2020 |
| 2 | Embankment, etc. installation | 6/1/2020 | 6/5/2020 |
| 3 | | | |
| 4 | Pumping Station Repair | | |
| 13 | | | |
| 14 | | | |

Person Completing this Report:

Jacob F. Zimmerer, PE

Date:

5/18/2023

I, the undersigned, hereby certify that the above information is accurate and true, and in accordance with the approved project plan and state and federal regulations and policies governing this award.


Signature on file

Signature of Authorized Representative or Governmental Entity

Jerry Martin

Name of Authorized Representative or Governmental Entity

Instructions to complete this form

Areas shaded  are to be completed by State HSEMD Personnel.

Areas shaded  are to be completed by the governmental entity or authorized administrator.



**STATE OF IOWA
FLOOD MITIGATION PROGRAM
FLOOD RECOVERY FUND PROGRESS REPORT**

| | | | |
|--------------------------------|--|----|------------|
| PERIOD COVERED BY THIS REPORT | 11/1/2022 | to | 4/30/2023 |
| LOCAL CONTACT NAME: | Wayne Stouder | | |
| GOVERNMENTAL ENTITY: | Lorimor Drainage District | | |
| ADDRESS: | 61994 195th Street | | |
| | Pacific Junction, IA 51561 | | |
| TELEPHONE NUMBER: | 402-306-5878 stouderw@gmail.com JakeZ@olmstedperry.com | | |
| PROJECT TITLE: | Lorimor Drainage District - Levee Improvements | | |
| AGREEMENT NUMBER: | 2019-FRF-0023 | | |
| ACTIVITY COMPLETION TIMEFRAME: | 2/14/2020 | to | 12/31/2022 |

| FLOOD RECOVERY FUNDS - Only | TOTAL | |
|--|---------------------|---------------------|
| TOTAL FUNDS APPROVED: | \$ 733,300 | \$ 733,300 |
| TOTAL FUNDS EXPENDED TO DATE: | \$ 520,197 | \$ 520,197 |
| TOTAL BALANCE: | \$ (213,103) | \$ (213,103) |
| The percentage of actual work that has been completed at the end of the reporting period (not a % of funds expended) | 55% | |
| Anticipated Final Amount from only the Flood Recovery Fund (which may even exceed the awarded amount) | \$ 1,664,640 | |

| Type of Expense FLOOD RECOVERY FUND - only | Budget (from Application) | Total Expended to Date | Remaining Balance |
|--|------------------------------|---------------------------|----------------------|
| Flood Recovery Fund | \$ 733,300 | | |
| Debris removal | | \$ 348,934 | |
| Construction and repair | | \$ - | |
| Replacement materials | | \$ - | |
| Replacement of pumping station | | \$ - | |
| Engineering | | \$ 171,263 | |
| TOTAL | | \$ 520,197 | \$ 213,103 |
| | \$ - | | |
| | | \$ - | |
| TOTAL | | \$ - | \$ - |
| Total Project Budget Summary | \$ 733,300 | \$ 520,197 | \$ 213,103 |

| FUNDING SOURCE: | FEDERAL (from Application) | STATE (from Application) | LOCAL (from Application) | Total Expended to Date |
|-------------------------------------|-------------------------------|-----------------------------|-----------------------------|---------------------------|
| Flood Recovery Fund | | \$ 733,300 | | \$ 520,197.00 |
| | | | | \$ - |
| | | | | \$ - |
| | | | | \$ - |
| | | | | \$ - |
| Total Project Funding Source | \$ - | \$ 733,300 | \$ - | \$ 520,197.00 |

| | |
|--|---|
| Project Status- entire project (Check One) | Description of significant activities this bi-annual term . Include comparison of actual accomplishments to the objectives identified in your application. Attach pictures and a narrative. Status changes or delays, please explain reason. |
| <input type="checkbox"/> On Schedule <input checked="" type="checkbox"/> Delayed <input type="checkbox"/> Canceled <input type="checkbox"/> Completed <input type="checkbox"/> Suspended | Pumping station portion of the project continues to be delayed due to FEMA scope change issues. |

| Application Work Schedule (Milestones) | | | Milestone Status |
|--|-----------------------|----------------------------|-------------------------|
| # | Description: | Submitted Completion Date: | Actual Completion Date: |
| 1 | Debris / Silt Removal | 5/1/2020 | 6/5/2020 |
| 2 | Pumping Station | | |
| 3 | | | |
| 4 | | | |
| 5 | | | |

Person Completing this Report: Jacob F. Zimmerer, PE

Date: 5/18/2023

I, the undersigned, hereby certify that the above information is accurate and true, and in accordance with the approved project plan and state and federal regulations and policies governing this award.

Signature on file

Signature of Authorized Representative or Governmental Entity

Wayne Stouder

Name of Authorized Representative or Governmental Entity

Instructions to complete this form

Areas shaded are to be completed by State HSEMD Personnel.

Areas shaded are to be completed by the governmental entity or authorized administrator.



**STATE OF IOWA
FLOOD MITIGATION PROGRAM
FLOOD RECOVERY FUND PROGRESS REPORT**

PERIOD COVERED BY THIS REPORT: 11/1/2022 to 4/30/2023
 LOCAL CONTACT NAME: Jay Christensen
 GOVERNMENTAL ENTITY: Pony Creek Drainage District
 ADDRESS: 18294 Jardine Ave
 Pacific Junction, IA 51561
 TELEPHONE NUMBER: 402-677-5609 prositecompany@gmail.com JakeZ@olmstedperry.com
 PROJECT TITLE: Pony Creek Drainage District - Levee Improvements
 AGREEMENT NUMBER: 2019-FRF-0024
 ACTIVITY COMPLETION TIMEFRAME: 2/14/2020 to 12/31/2020

| FLOOD RECOVERY FUNDS - Only | TOTAL | |
|--|---------------------|---------------------|
| TOTAL FUNDS APPROVED: | \$ 1,152,300 | \$ 1,152,300 |
| TOTAL FUNDS EXPENDED TO DATE: | \$ 915,607 | \$ 915,607 |
| TOTAL BALANCE: | \$ (236,693) | \$ (236,693) |
| The percentage of actual work that has been completed at the end of the reporting period (not a % of funds expended) | 100% | |
| Anticipated Final Amount from only the Flood Recovery Fund (which may even exceed the awarded amount) | \$ 915,607 | |

| Type of Expense FLOOD RECOVERY FUND - only | Budget (from Application) | Total Expended to Date | Remaining Balance |
|--|------------------------------|---------------------------|----------------------|
| Flood Recovery Fund | \$ 1,152,300 | | |
| Debris and Silt Removal | | \$ 252,800 | |
| Pumping Station Replacement | | \$ 497,607 | |
| Engineering | | \$ 165,200 | |
| TOTAL | | \$ 915,607 | \$ 236,693 |
| | \$ - | | |
| | | \$ - | |
| | | \$ - | |
| TOTAL | | \$ - | \$ - |
| Total Project Budget Summary | \$ 1,152,300 | \$ 915,607 | \$ 236,693 |

| FUNDING SOURCE: | FEDERAL (from Application) | STATE (from Application) | LOCAL (from Application) | Total Expended to Date |
|-------------------------------------|-------------------------------|-----------------------------|-----------------------------|---------------------------|
| Flood Recovery Fund | | | | \$ 915,607.00 |
| | | | | \$ - |
| | | | | \$ - |
| | | | | \$ - |
| | | | | \$ - |
| | | | | \$ - |
| Total Project Funding Source | \$ - | \$ - | \$ - | \$ 915,607.00 |

| | |
|--|---|
| Project Status- entire project (Check One) | Description of significant activities this bi-annual term . Include comparison of actual accomplishments to the objectives identified in your application. Attach pictures and a narrative. Status changes or delays, please explain reason. |
| <input type="checkbox"/> On Schedule <input type="checkbox"/> Delayed <input type="checkbox"/> Canceled <input checked="" type="checkbox"/> Completed <input type="checkbox"/> Suspended | All work completed as of April 2022. |

| Application Work Schedule (Milestones) | | | Milestone Status |
|--|-----------------------------|----------------------------|-------------------------|
| # | Description: | Submitted Completion Date: | Actual Completion Date: |
| 1 | Debris / Silt Removal | 5/1/2020 | 7/1/2020 |
| 2 | Pumping Station Replacement | 6/1/2020 | 4/12/2022 |
| 3 | | | |
| ## | | | |
| 13 | | | |
| 14 | | | |

Person Completing this Report:

Jacob F. Zimmerer, PE

Date:

5/18/2023

I, the undersigned, hereby certify that the above information is accurate and true, and in accordance with the approved project plan and state and federal regulations and policies governing this award.


Signature on file


Signature of Authorized Representative or Governmental Entity

Jay Christensen

Name of Authorized Representative or Governmental Entity

Instructions to complete this form

Areas shaded  are to be completed by State HSEMD Personnel.

Areas shaded  are to be completed by the governmental entity or authorized administrator.



**STATE OF IOWA
FLOOD MITIGATION PROGRAM
FLOOD RECOVERY FUND PROGRESS REPORT**

PERIOD COVERED BY THIS REPORT: 11/1/2022 to 4/30/2023
 LOCAL CONTACT NAME: Dennis Lincoln
 GOVERNMENTAL ENTITY: Plattville Drainage District
 ADDRESS: 18031 US Hwy 34
 Pacific Junction, IA 51561
 TELEPHONE NUMBER: 402-679-1764 lincolnridgeview@hotmail.com JakeZ@olmstedperry.com
 PROJECT TITLE: Plattville Drainage District - Levee Improvements
 AGREEMENT NUMBER: 2019-FRF-0026
 ACTIVITY COMPLETION TIMEFRAME: 2/14/2020 to 12/31/2022

| FLOOD RECOVERY FUNDS - Only | TOTAL | |
|--|------------------------|----------------------|
| TOTAL FUNDS APPROVED: | \$ 600,772.55 | \$ 600,772.55 |
| TOTAL FUNDS EXPENDED TO DATE: | \$ 821,413.00 | \$ 821,413.00 |
| TOTAL BALANCE: | \$ 220,640.45 | \$ 220,640.45 |
| The percentage of actual work that has been completed at the end of the reporting period (not a % of funds expended) | 55% | |
| Anticipated Final Amount from only the Flood Recovery Fund (which may even exceed the awarded amount) | \$ 2,748,830.00 | |

| Type of Expense FLOOD RECOVERY FUND - only | Budget (from Application) | Total Expended to Date | Remaining Balance |
|--|------------------------------|---------------------------|------------------------|
| Flood Recovery Fund | \$ 600,772.55 | | |
| Debris & Silt Removal | | \$ 613,913.00 | |
| Pumping Station Removal | | \$ - | |
| Construction and Repair | | \$ - | |
| Fill material | | \$ - | |
| Engineering | | \$ 207,500.00 | |
| TOTAL | | \$ 821,413.00 | \$ (220,640.45) |
| | \$ - | | |
| | | \$ - | |
| TOTAL | | \$ - | \$ - |
| Total Project Budget Summary | \$ 600,772.55 | \$ 821,413.00 | \$ (220,640.45) |

| FUNDING SOURCE: | FEDERAL (from Application) | STATE (from Application) | LOCAL (from Application) | Total Expended to Date |
|-------------------------------------|-------------------------------|-----------------------------|-----------------------------|---------------------------|
| Flood Recovery Fund | | | | \$ 600,772.55 |
| Plattville DD | | | | \$ 220,640.45 |
| | | | | \$ - |
| | | | | \$ - |
| | | | | \$ - |
| Total Project Funding Source | \$ - | \$ - | \$ - | \$ 821,413.00 |

| | |
|--|---|
| Project Status- entire project (Check One) | Description of significant activities this bi-annual term . Include comparison of actual accomplishments to the objectives identified in your application. Attach pictures and a narrative. Status changes or delays, please explain reason. |
| <input type="checkbox"/> On Schedule <input checked="" type="checkbox"/> Delayed <input type="checkbox"/> Canceled <input type="checkbox"/> Completed <input type="checkbox"/> Suspended | Pumping station portion of the project continues to be held up by FEMA scope changes and codes/standards discussion. |

| Application Work Schedule (Milestones) | | | Milestone Status |
|--|---|----------------------------|-------------------------|
| # | Description: | Submitted Completion Date: | Actual Completion Date: |
| 1 | Debris Removal | 6/1/2020 | 7/10/2020 |
| 2 | Embankment & Crushed Rock Installation | 6/1/2020 | 7/10/2020 |
| 3 | Design and Permitting for Pumping Station | 12/1/2022 | |
| 4 | | | |

Person Completing this Report: Jacob F. Zimmerer, PE

Date: 5/18/2023

I, the undersigned, hereby certify that the above information is accurate and true, and in accordance with the approved project plan and state and federal regulations and policies governing this award.

Signature on file

Signature of Authorized Representative or Governmental Entity

Dennis Lincoln

Name of Authorized Representative or Governmental Entity

Instructions to complete this form

Areas shaded are to be completed by State HSEMD Personnel.

Areas shaded are to be completed by the governmental entity or authorized administrator.



**STATE OF IOWA
FLOOD MITIGATION PROGRAM
FLOOD RECOVERY FUND PROGRESS REPORT**

PERIOD COVERED BY THIS REPORT: 11/1/2022 to 4/30/2023
 LOCAL CONTACT NAME: Richard Hansen
 GOVERNMENTAL ENTITY: Honey Creek Drainage District #6
 ADDRESS: 31185 Old Lincoln Hwy
 Honey Creek, IA 51542
 TELEPHONE NUMBER: 402-651-3884 dshansen@wiaw.net jon.rosengren@bolton-menk.com
 PROJECT TITLE: Honey Creek Drainage District #6 - Levee Improvements
 AGREEMENT NUMBER: 2019-FRF-0027
 ACTIVITY COMPLETION TIMEFRAME: 2/14/2020 to 6/30/2022

| FLOOD RECOVERY FUNDS - Only | TOTAL | |
|--|-------------------|---------------|
| TOTAL FUNDS APPROVED: | \$ 651,519.30 | \$ 651,519.30 |
| TOTAL FUNDS EXPENDED TO DATE: | \$ 651,519.30 | \$ 651,519.30 |
| TOTAL BALANCE: | \$ - | \$ - |
| The percentage of actual work that has been completed at the end of the reporting period (not a % of funds expended) | 100% | |
| Anticipated Final Amount from only the Flood Recovery Fund (which may even exceed the awarded amount) | \$ 992,162 | |

| Type of Expense | Budget (from Application) | Total Expended to Date | Remaining Balance |
|--|------------------------------|---------------------------|----------------------|
| FLOOD RECOVERY FUND - only | | | |
| Engineering/Contractual Services: | \$ 538,022.00 | | |
| Engineering | | \$ - | |
| | | \$ - | |
| Legal, Finance, Contingency | | \$ - | |
| | | \$ - | |
| TOTAL | | \$ - | \$ 538,022.00 |
| Construction: | \$ 3,805,440.00 | | |
| Hauling of Fill Material | | \$ 452,922.38 | |
| | | \$ - | |
| Levee Repairs | | \$ 198,596.92 | |

| | | | |
|-------------------------------------|--|------------------------|----------------------|
| TOTAL | | \$ 651,519.30 | \$ 3,153,920.70 |
| Total Project Budget Summary | | \$ 4,343,462.00 | \$ 651,519.30 |

| FUNDING SOURCE: | FEDERAL (from Application) | STATE (from Application) | STATE - FRF (from Application) | Total Expended to Date |
|-------------------------------------|-------------------------------|-----------------------------|-----------------------------------|---------------------------|
| Flood Recovery Fund | | | \$ 651,519.30 | \$ 651,519.30 |
| FEMA - Public Assistance | \$ 6,338,092.02 | | | \$ - |
| State - Local Match | | \$ 845,078.94 | | \$ - |
| Honey Creek DD | | | | \$ 4,953,569.19 |
| | | | | \$ - |
| Total Project Funding Source | \$ 6,338,092.02 | \$ 845,078.94 | \$ 651,519.30 | \$ 5,605,088.49 |

| | |
|--|---|
| Project Status- entire project (Check One) | Description of significant activities this bi-annual term . Include comparison of actual accomplishments to the objectives identified in your application. Attach pictures and a narrative. Status changes or delays, please explain reason. |
| <input type="checkbox"/> On Schedule <input type="checkbox"/> Delayed <input type="checkbox"/> Canceled <input checked="" type="checkbox"/> Completed <input type="checkbox"/> Suspended | All Work Complete |

| Application Work Schedule (Milestones) | | | Milestone Status |
|--|--------------------|----------------------------|-------------------------|
| # | Description: | Submitted Completion Date: | Actual Completion Date: |
| 1 | Full scope of work | 5/1/2020 | 10/31/2020 |
| 2 | | | |
| 3 | | | |
| 4 | | | |

Person Completing this Report: Jonathan P. Rosengren

Date: 5/10/2023

I, the undersigned, hereby certify that the above information is accurate and true, and in accordance with the approved project plan and state and federal regulations and policies governing this award.

Signature on file

Signature of Authorized Representative or Governmental Entity

Richard Hansen

Name of Authorized Representative or Governmental Entity

Instructions to complete this form

Areas shaded are to be completed by State HSEMD Personnel.

Areas shaded are to be completed by the governmental entity or authorized administrator.



**STATE OF IOWA
FLOOD MITIGATION PROGRAM
FLOOD RECOVERY FUND PROGRESS REPORT**

PERIOD COVERED BY THIS REPORT: 11/1/2022 to 4/30/2023

LOCAL CONTACT NAME: Scott Belt

GOVERNMENTAL ENTITY: Nobles Lake Drainage District

ADDRESS: 227 S 6th St
Council Bluffs, IA 51501

TELEPHONE NUMBER: 402-651-3884 scott.belt@pottcounty-ia.gov & troyg@sundquistengineering.com & linda.swolley@pottcounty-ia.gov

PROJECT TITLE: Nobles Lake Drainage District - Levee Improvements

AGREEMENT NUMBER: 2019-FRF-0028

ACTIVITY COMPLETION TIMEFRAME: 2/14/2020 to 12/31/2021

| FLOOD RECOVERY FUNDS - Only | | TOTAL |
|--|---------------------|--------------|
| TOTAL FUNDS APPROVED: | \$ 51,089.55 | \$ 51,089.55 |
| TOTAL FUNDS EXPENDED TO DATE: | \$ 51,089.55 | \$ 51,089.55 |
| TOTAL BALANCE: | \$ - | \$ - |
| The percentage of actual work that has been completed at the end of the reporting period (not a % of funds expended) | 100% | |
| Anticipated Final Amount from only the Flood Recovery Fund (which may even exceed the awarded amount) | \$ 65,000.00 | |

| Type of Expense FLOOD RECOVERY FUND - only | Budget (from Application) | Total Expended to Date | Remaining Balance |
|--|------------------------------|---------------------------|----------------------|
| Flood Recovery Fund | \$ 51,089.55 | | |
| Construction | | \$ 29,689.06 | |
| Engineering | | \$ 21,123.50 | |
| Legal | | \$ 276.99 | |
| TOTAL | | \$ 51,089.55 | \$ - |
| | \$ - | | |
| | | \$ - | |
| | | \$ - | |
| TOTAL | | \$ - | \$ - |
| Total Project Budget Summary | \$ 51,089.55 | \$ 51,089.55 | \$ - |

| FUNDING SOURCE: | FEDERAL (from Application) | STATE-FRF (from Application) | LOCAL (from Application) | Total Expended to Date |
|-------------------------------------|-------------------------------|---------------------------------|-----------------------------|---------------------------|
| Flood Recovery Fund | | \$ 51,089.55 | | \$ 51,089.55 |
| Local Funding | | | \$10,502.16 | \$ 10,502.16 |
| | | | | \$ - |
| | | | | \$ - |
| | | | | \$ - |
| | | | | \$ - |
| Total Project Funding Source | \$ - | \$ 51,089.55 | \$10,502.16 | \$ 61,591.71 |

| | |
|--|---|
| Project Status- entire project (Check One) | Description of significant activities this bi-annual term . Include comparison of actual accomplishments to the objectives identified in your application. Attach pictures and a narrative. Status changes or delays, please explain reason. |
| <input type="checkbox"/> On Schedule <input type="checkbox"/> Delayed <input type="checkbox"/> Canceled <input checked="" type="checkbox"/> Completed <input type="checkbox"/> Suspended | Contracted repairs commenced November 15, 2021, and were completed December 22, 2021. See pictures below. Construction start date was postponed due to environmental permitting delays. |

| Application Work Schedule (Milestones) | | | Milestone Status |
|--|--------------------|----------------------------|-------------------------|
| # | Description: | Submitted Completion Date: | Actual Completion Date: |
| 1 | Full scope of work | 4/1/2020 | 12/22/2021 |
| 2 | | | |
| 3 | | | |
| 4 | | | |

Person Completing this Report: Troy J. Groth, P.E.

Date: 5/15/2023

I, the undersigned, hereby certify that the above information is accurate and true, and in accordance with the approved project plan and state and federal regulations and policies governing this award.

Signature on file

Signature of Authorized Representative or Governmental Entity

Scott Belt

Name of Authorized Representative or Governmental Entity

| | |
|--|---|
| <u>Instructions to complete this form</u> | |
| Areas shaded | are to be completed by State HSEMD Personnel. |
| Areas shaded | are to be completed by the governmental entity or authorized administrator. |



**STATE OF IOWA
FLOOD MITIGATION PROGRAM
FLOOD RECOVERY FUND PROGRESS REPORT**

PERIOD COVERED BY THIS REPORT: 11/1/2022 to 4/30/2023
 LOCAL CONTACT NAME: Frank Moran
 GOVERNMENTAL ENTITY: Pigeon Creek Drainage District #2
 ADDRESS: 25843 Old Lincoln Hwy
 Honey Creek, IA 51542
 TELEPHONE NUMBER: 402-651-3884 moranbeef1@msn.com jon.rosengren@bolton-menk.com
 PROJECT TITLE: Pigeon Creek Drainage District #2 - Levee Improvements
 AGREEMENT NUMBER: 2019-FRF-0029
 ACTIVITY COMPLETION TIMEFRAME: 2/14/2020 to 6/30/2022

| FLOOD RECOVERY FUNDS - Only | TOTAL | |
|--|-------------------|---------------|
| TOTAL FUNDS APPROVED: | \$ 206,100.00 | \$ 206,100.00 |
| TOTAL FUNDS EXPENDED TO DATE: | \$ 206,100.00 | \$ 206,100.00 |
| PROJECT OVERRUN/ (UNDERRUN): | \$ - | \$ - |
| The percentage of actual work that has been completed at the end of the reporting period (not a % of funds expended) | 100% | |
| Anticipated Final Amount from only the Flood Recovery Fund (which may even exceed the awarded amount) | \$ 261,613 | |

| Type of Expense FLOOD RECOVERY FUND - only | Budget (from Application) | Total Expended to Date | Remaining Balance |
|---|------------------------------|---------------------------|----------------------|
| Engineering/Contractual Services: | \$ 272,500 | | |
| Engineering | | \$ - | |
| | | \$ - | |
| Legal, Finance, Contingency | | \$ - | |
| | | \$ - | |
| | | \$ - | |
| TOTAL | | \$ - | \$ 272,500.00 |
| Construction: | \$ 1,101,500 | | |
| Purchase & Hauling of Fill Material | | \$ 123,349.50 | |
| | | \$ - | |
| Damages | | \$ - | |
| | | \$ - | |

| | | |
|-------------------------------------|---------------------|----------------------|
| Ditch & Levee Repairs | \$ 82,750.50 | |
| | \$ - | |
| TOTAL | \$ 206,100.00 | \$ 895,400.00 |
| Total Project Budget Summary | \$ 1,374,000 | \$ 206,100.00 |

| FUNDING SOURCE: | FEDERAL (from Application) | STATE (from Application) | STATE - FRF (from Application) | Total Expended to Date |
|-------------------------------------|-------------------------------|-----------------------------|-----------------------------------|---------------------------|
| Flood Recovery Fund | | | \$ 206,100 | \$ 206,100.00 |
| FEMA - Public Assistance | \$ 1,750,676 | | | \$ - |
| State - Local Match | | \$ 233,423 | | \$ - |
| *POTT- PC #2 DD | | | | \$ 1,537,983.42 |
| | | | | \$ - |
| Total Project Funding Source | \$ 1,750,676 | \$ 233,423 | \$ 206,100 | \$ 1,744,083.42 |

| | |
|--|---|
| Project Status- entire project (Check One) | Description of significant activities this bi-annual term . Include comparison of actual accomplishments to the objectives identified in your application. Attach pictures and a narrative. Status changes or delays, please explain reason. |
| <input type="checkbox"/> On Schedule <input type="checkbox"/> Delayed <input type="checkbox"/> Canceled <input checked="" type="checkbox"/> Completed <input type="checkbox"/> Suspended | Working on Final FEMA Closeout |

| Application Work Schedule (Milestones) | | | Milestone Status |
|--|--------------------|----------------------------|-------------------------|
| # | Description: | Submitted Completion Date: | Actual Completion Date: |
| 1 | Full scope of work | 12/31/2020 | 4/1/2021 |
| 4 | | | |

Person Completing this Report:

Jonathan P. Rosengren

Date:

5/10/2023

I, the undersigned, hereby certify that the above information is accurate and true, and in accordance with the approved project plan and state and federal regulations and policies governing this award.


Signature on file

Signature of Authorized Representative or Governmental Entity

Frank Moran

Name of Authorized Representative or Governmental Entity

Instructions to complete this form

Areas shaded  are to be completed by State HSEMD Personnel.

Areas shaded  are to be completed by the governmental entity or authorized administrator.



**STATE OF IOWA
FLOOD MITIGATION PROGRAM
FLOOD RECOVERY FUND PROGRESS REPORT**

PERIOD COVERED BY THIS REPORT: 11/1/2022 to 4/30/2023
 LOCAL CONTACT NAME: Frank Moran
 GOVERNMENTAL ENTITY: Pigeon Creek Drainage District #8
 ADDRESS: 25843 Old Lincoln Hwy
 Honey Creek, IA 51542
 TELEPHONE NUMBER: 402-651-3884 moranbeef1@msn.com jon.rosengren@bolton-menk.com
 PROJECT TITLE: Pigeon Creek Drainage District #8 - Levee Improvements
 AGREEMENT NUMBER: 2019-FRF-0030
 ACTIVITY COMPLETION TIMEFRAME: 2/14/2020 to 6/30/2022

| FLOOD RECOVERY FUNDS - Only | TOTAL | |
|--|--------------------|-------------|
| TOTAL FUNDS APPROVED: | \$ 8,400.00 | \$ 8,400.00 |
| TOTAL FUNDS EXPENDED TO DATE: | \$ 8,400.00 | \$ 8,400.00 |
| TOTAL BALANCE: | \$ - | \$ - |
| The percentage of actual work that has been completed at the end of the reporting period (not a % of funds expended) | 100% | |
| Anticipated Final Amount from only the Flood Recovery Fund (which may even exceed the awarded amount) | \$ 8,400.00 | |

| Type of Expense FLOOD RECOVERY FUND - only | Budget (from Application) | Total Expended to Date | Remaining Balance |
|--|------------------------------|---------------------------|----------------------|
| Engineering/Contractual Services: | \$ 3,820 | | |
| Engineering | | \$ - | |
| | | \$ - | |
| TOTAL | | \$ 3,820.00 | \$ - |
| Construction: | \$ 4,580 | | |
| Construction | | \$ - | |
| | | \$ - | |
| TOTAL | | \$ 4,580.00 | \$ - |
| Total Project Budget Summary | \$ 8,400 | \$ 8,400.00 | \$ - |

| FUNDING SOURCE: | FEDERAL (from Application) | STATE (from Application) | STATE - FRF (from Application) | Total Expended to Date |
|-------------------------------------|-------------------------------|-----------------------------|-----------------------------------|---------------------------|
| Flood Recovery Fund | \$ - | \$ - | \$ 8,400 | \$ 8,400.00 |
| FEMA - Public Assistance | \$ 43,456 | \$ - | \$ - | \$ 43,456.00 |
| State - Local Match | \$ - | \$ 5,432 | \$ - | \$ 5,432.05 |
| Pigeon Creek #8 DD | \$ - | \$ - | \$ - | \$ 887.95 |
| Total Project Funding Source | \$ 43,456 | \$ 5,432 | \$ 8,400 | \$ 58,176.00 |

| | |
|--|---|
| Project Status- entire project (Check One) | Description of significant activities this bi-annual term . Include comparison of actual accomplishments to the objectives identified in your application. Attach pictures and a narrative. Status changes or delays, please explain reason. |
| <input type="checkbox"/> On Schedule <input type="checkbox"/> Delayed <input type="checkbox"/> Canceled <input checked="" type="checkbox"/> Completed <input type="checkbox"/> Suspended | Work is Complete |

| Application Work Schedule (Milestones) | | | Milestone Status |
|--|---|----------------------------|-------------------------|
| # | Description: | Submitted Completion Date: | Actual Completion Date: |
| 1 | Construction | 7/1/2019 | 7/1/2019 |
| 2 | | | |
| 3 | No change from previous report, all work complete | | |
| 4 | | | |
| 5 | | | |

Person Completing this Report: Jonathan P. Rosengren

Date: 5/10/2023

I, the undersigned, hereby certify that the above information is accurate and true, and in accordance with the approved project plan and state and federal regulations and policies governing this award.

Signature on file

Signature of Authorized Representative or Governmental Entity

Frank Moran

Name of Authorized Representative or Governmental Entity

| | |
|--|---|
| <u>Instructions to complete this form</u> | |
| Areas shaded | are to be completed by State HSEMD Personnel. |
| Areas shaded | are to be completed by the governmental entity or authorized administrator. |



**STATE OF IOWA
FLOOD MITIGATION PROGRAM
FLOOD RECOVERY FUND PROGRESS REPORT**

PERIOD COVERED BY THIS REPORT: 11/1/2022 to 4/30/2023
 LOCAL CONTACT NAME: Roger Clark
 GOVERNMENTAL ENTITY: Sac Drainage District
 ADDRESS: 15273 Missouri Ave
 Crescent, IA 51526
 TELEPHONE NUMBER: 402-651-3884 rogerclark56@q.com jon.rosengren@bolton-menk.com
 PROJECT TITLE: Sac Drainage District - Levee Improvements
 AGREEMENT NUMBER: 2019-FRF-0031
 ACTIVITY COMPLETION TIMEFRAME: 2/14/2020 to 6/30/2022

| FLOOD RECOVERY FUNDS - Only | TOTAL | |
|--|---------------------|--------------|
| TOTAL FUNDS APPROVED: | \$ 42,403.50 | \$ 42,403.50 |
| TOTAL FUNDS EXPENDED TO DATE: | \$ 42,403.50 | \$ 42,403.50 |
| TOTAL BALANCE: | \$ - | \$ - |
| The percentage of actual work that has been completed at the end of the reporting period (not a % of funds expended) | 100% | |
| Anticipated Final Amount from only the Flood Recovery Fund (which may even exceed the awarded amount) | \$ 32,863.52 | |

| Type of Expense | Budget (from Application) | Total Expended to Date | Remaining Balance |
|-------------------------------------|------------------------------|---------------------------|----------------------|
| FLOOD RECOVERY FUND - only | | | |
| Construction | \$ 42,403.50 | | |
| Excavation & Repair | | \$ 23,150.00 | |
| Culvert Repairs | | \$ 19,253.50 | |
| TOTAL | | \$42,403.50 | |
| | | | |
| TOTAL | | \$ - | \$ - |
| Total Project Budget Summary | \$ 42,403.50 | \$ 42,403.50 | \$ - |

| FUNDING SOURCE: | FEDERAL (from Application) | STATE (from Application) | STATE - FRF (from Application) | Total Expended to Date |
|-------------------------------------|-------------------------------|-----------------------------|-----------------------------------|---------------------------|
| Flood Recovery Fund | | | \$ 42,403.50 | \$ 42,403.50 |
| FEMA - Public Assistance | \$ 212,017.5 | | | \$ - |
| State - Local Match | | \$ 47,523.00 | | \$ - |
| Sac DD - Local Match | | | | \$ 11,295.02 |
| | | | | \$ - |
| Total Project Funding Source | \$ 212,017.50 | \$ 47,523.00 | \$ 42,403.50 | \$ 53,698.52 |

| | |
|--|---|
| Project Status- entire project (Check One) | Description of significant activities this bi-annual term . Include comparison of actual accomplishments to the objectives identified in your application. Attach pictures and a narrative. Status changes or delays, please explain reason. |
| <input type="checkbox"/> On Schedule <input type="checkbox"/> Delayed <input type="checkbox"/> Canceled <input checked="" type="checkbox"/> Completed <input type="checkbox"/> Suspended | All Work Complete |

| Application Work Schedule (Milestones) | | | Milestone Status |
|--|---|----------------------------|-------------------------|
| # | Description: | Submitted Completion Date: | Actual Completion Date: |
| 1 | Full scope of work | 5/1/2020 | 3/1/2020 |
| 2 | | | |
| 3 | NO CHANGE FROM PREVIOUS REPORT, ALL WORK COMPLETE | | |

Person Completing this Report: Jonathan P. Rosengren

Date: 5/10/2023

I, the undersigned, hereby certify that the above information is accurate and true, and in accordance with the approved project plan and state and federal regulations and policies governing this award.

Signature on file

Signature of Authorized Representative or Governmental Entity

Marty Summy

Name of Authorized Representative or Governmental Entity

| Instructions to complete this form | |
|---|---|
| Areas shaded | are to be completed by State HSEMD Personnel. |
| Areas shaded | are to be completed by the governmental entity or authorized administrator. |



**STATE OF IOWA
FLOOD MITIGATION PROGRAM
FLOOD RECOVERY FUND PROGRESS REPORT**

PERIOD COVERED BY THIS REPORT: 11/1/2022 to 4/30/2023
 LOCAL CONTACT NAME: Lyle McIntosh
 GOVERNMENTAL ENTITY: Vanman Levee District
 ADDRESS: 31938 130th St
 Missouri Valley, IA 51555
 TELEPHONE NUMBER: 402-651-3884 brkfarmer1@aol.com jon.rosengren@bolton-menk.com
 PROJECT TITLE: Vanman Levee District - Levee Improvements
 AGREEMENT NUMBER: 2019-FRF-0032
 ACTIVITY COMPLETION TIMEFRAME: 2/14/2020 to 4/30/2023

| FLOOD RECOVERY FUNDS - Only | TOTAL | |
|--|------------------------|------------------------|
| TOTAL FUNDS APPROVED: | \$ 3,369,106.70 | \$ 3,369,106.70 |
| TOTAL FUNDS EXPENDED TO DATE: | \$ 4,670,907.64 | \$ 4,670,907.64 |
| TOTAL BALANCE: | \$ 1,301,800.94 | \$ 1,301,800.94 |
| The percentage of actual work that has been completed at the end of the reporting period (not a % of funds expended) | 100% | |
| Anticipated Final Amount from only the Flood Recovery Fund (which may even exceed the awarded amount) | \$3,369,106.62 | |

| Type of Expense | Budget (from Application) | Total Expended to Date | Remaining Balance |
|-------------------------------------|------------------------------|---------------------------|--------------------------|
| DeSoto Bend Project | \$ 3,027,104.08 | | |
| Land rights acquisition | | \$ 135,533.50 | |
| Construction | | \$ 1,224,641.95 | |
| Engineering | | \$ 206,619.97 | |
| Legal | | \$ - | |
| TOTAL | | \$ 1,566,795.42 | \$ 1,460,308.66 |
| Outside DeSoto Area Project | \$ 342,002.62 | | |
| Construction | | \$ 2,825,198.54 | |
| Engineering | | \$ 278,913.50 | |
| Legal | | \$ - | |
| TOTAL | | \$ 3,104,112.04 | \$ (2,762,109.42) |
| | \$ - | | |
| | | \$ - | |
| TOTAL | | \$ - | \$ - |
| Total Project Budget Summary | \$ 3,369,106.70 | \$ 4,670,907.46 | \$ (1,301,800.76) |

| FUNDING SOURCE: | FEDERAL (from Application) | STATE - FRF (from Application) | STATE (from Application) | Total Expended to Date |
|--|-------------------------------|-----------------------------------|-----------------------------|---------------------------|
| State FRF | | \$ 3,369,106.62 | | \$ 3,369,106.62 |
| FEMA- Levee outside DeSoto area | \$ 4,349,106.82 | | | \$ 723,013.79 |
| State 10% PA - Levee outside DeSoto area | | | \$ 579,880.91 | \$ 8,243.90 |
| Vanman Levee Distric | | | | \$ 538,344.00 |
| | | | | \$ - |
| | | | | \$ - |
| Total Project Funding Source | \$ 4,349,106.82 | \$ 3,369,106.62 | \$ 579,880.91 | \$ 4,638,708.31 |

| | |
|--|---|
| Project Status- entire project (Check One) | Description of significant activities this bi-annual term . Include comparison of actual accomplishments to the objectives identified in your application. Attach pictures and a narrative. Status changes or delays, please explain reason. |
| <input checked="" type="checkbox"/> On Schedule <input type="checkbox"/> Delayed <input type="checkbox"/> Canceled <input type="checkbox"/> Completed <input type="checkbox"/> Suspended | Majority of the construction is complete. A few minor cleanup items and repair of erosion damages are currently underway. |

| Application Work Schedule (Milestones) | | | Milestone Status |
|--|---------------------------|----------------------------|-------------------------|
| # | Description: | Submitted Completion Date: | Actual Completion Date: |
| 1 | DeSoto Project | 8/1/2020 | |
| 2 | Lower Vanman damage sites | 5/1/2020 | |
| 3 | | | |
| 4 | | | |
| 5 | | | |

Person Completing this Report:

Jonathan P. Rosengren

Date:

5/17/2023

I, the undersigned, hereby certify that the above information is accurate and true, and in accordance with the approved project plan and state and federal regulations and policies governing this award.

Signature on file


Signature of Authorized Representative or Governmental Entity

Lyle McIntosh

Name of Authorized Representative or Governmental Entity

Instructions to complete this form

Areas shaded  are to be completed by State HSEMD Personnel.

Areas shaded  are to be completed by the governmental entity or authorized administrator.



**STATE OF IOWA
FLOOD MITIGATION PROGRAM
FLOOD RECOVERY FUND PROGRESS REPORT**

PERIOD COVERED BY THIS REPORT: 11/1/2022 to 4/30/2023
 LOCAL CONTACT NAME: Ron Sargent
 GOVERNMENTAL ENTITY: Watkins Drainage District
 ADDRESS: 146 Hickory Ridge Drive
 Glenwood, IA 51534
 TELEPHONE NUMBER: 402-690-2527 rpsargent@yahoo.com JakeZ@olmstedperry.com
 PROJECT TITLE: Watkins Drainage District - Levee Improvements
 AGREEMENT NUMBER: 2019-FRF-0033
 ACTIVITY COMPLETION TIMEFRAME: 2/14/2020 to 1/31/2022

| FLOOD RECOVERY FUNDS - Only | TOTAL | |
|--|-----------------------|-----------------------|
| TOTAL FUNDS APPROVED: | \$ 333,614.11 | \$ 333,614.11 |
| TOTAL FUNDS EXPENDED TO DATE: | \$ 309,865.60 | \$ 309,865.60 |
| TOTAL BALANCE: | \$ (23,748.51) | \$ (23,748.51) |
| The percentage of actual work that has been completed at the end of the reporting period (not a % of funds expended) | 100% | |
| Anticipated Final Amount from only the Flood Recovery Fund (which may even exceed the awarded amount) | \$ 309,865.60 | |

| Type of Expense FLOOD RECOVERY FUND - only | Budget (from Application) | Total Expended to Date | Remaining Balance |
|--|------------------------------|---------------------------|----------------------|
| Flood Recovery Fund | \$ 333,614.11 | | |
| Debris and silt removal | | \$ 36,250.00 | |
| Repair and replacement materials | | \$ 221,435.60 | |
| Construction | | \$ - | |
| Engineering | | \$ 52,000.00 | |
| TOTAL | | \$ 309,685.60 | \$ 23,928.51 |
| | \$ - | | |
| | | \$ - | |
| TOTAL | | \$ - | \$ - |
| Total Project Budget Summary | \$ 333,614.11 | \$ 309,685.60 | \$ 23,928.51 |

| FUNDING SOURCE: | FEDERAL (from Application) | STATE FRF (from Application) | LOCAL (from Application) | Total Expended to Date |
|-------------------------------------|-------------------------------|---------------------------------|-----------------------------|---------------------------|
| Flood Recovery Fund | | \$ 333,614.11 | | \$ 309,865.60 |
| | | | | \$ - |
| | | | | \$ - |
| | | | | \$ - |
| | | | | \$ - |
| | | | | \$ - |
| Total Project Funding Source | \$ - | \$ 333,614.11 | \$ - | \$ 309,865.60 |

| | |
|--|---|
| Project Status- entire project (Check One) | Description of significant activities this bi-annual term . Include comparison of actual accomplishments to the objectives identified in your application. Attach pictures and a narrative. Status changes or delays, please explain reason. |
| <input type="checkbox"/> On Schedule <input type="checkbox"/> Delayed <input type="checkbox"/> Canceled <input checked="" type="checkbox"/> Completed <input type="checkbox"/> Suspended | All work has been completed as of July 10, 2020. |

| Application Work Schedule (Milestones) | | | Milestone Status |
|--|---------------------------------|----------------------------|-------------------------|
| # | Description: | Submitted Completion Date: | Actual Completion Date: |
| 1 | Debris removal and replacements | 6/1/2020 | 7/10/2020 |
| 2 | | | |
| 3 | | | |
| 4 | | | |

Person Completing this Report: Jacob F. Zimmerer, PE

Date: 5/18/2023

I, the undersigned, hereby certify that the above information is accurate and true, and in accordance with the approved project plan and state and federal regulations and policies governing this award.

Signature on file

Signature of Authorized Representative or Governmental Entity

Ron Sargent

Name of Authorized Representative or Governmental Entity

| |
|---|
| <u>Instructions to complete this form</u> |
| <p>Areas shaded are to be completed by State HSEMD Personnel.</p> <p>Areas shaded are to be completed by the governmental entity or authorized administrator.</p> |